

MONOGRAM 24" FULLY INTEGRATED DISHWASHER

ZDT900SSYSS



HANDLES SOLD SEPARATELY




Statement Handle ZXADH1STYSS (*shown*)



Minimalist Handle ZXADH1MNYSS



Designer Collection Handle in Titanium ZXADTH1PVT1



Designer Collection Handle in Brass ZXADTH1PVB1



37 DBA QUIET OPERATION

Harmonizing power and serenity, engineered to deliver flawless cleaning at a quiet 38 dBA in Normal cycle and 37 dBA in Quiet cycle, making this the quietest dishwasher in the industry*

**Based on the Quiet Wash Cycle achieving 37dba. Industry defined as residential dishwashers sold in North America, assessed January 1st 2026*

HYDROSAVE™ CYCLE

Reduces water usage by more than 25%** , perfect for those who are resource conscious, cleaning lightly soiled dishes

***Compared to Normal Cycle 4-place setting soil load*

ENTERTAINER'S VERSATILE THIRD RACK WITH WASH ZONE

The smooth-gliding, full-extension third rack offers added flexibility for larger items below, with an integrated wash manifold that ensures utensils are precisely spaced and thoroughly cleaned

ADVANCED WASH SYSTEM

Over 90 powerful wash jets, including dedicated utensil and bottle jets, plus a hard food disposer deliver a 360° clean to every corner of the dishwasher

DUAL DRY SYSTEM

A precise drying system, featuring dual fans and heaters, gently and efficiently dries even the most challenging items, including champagne flutes

TAILORED WASH CYCLES

Designed for hosting and everyday use, featuring a dedicated Crystal cycle along with specialty options such as PrepRinse™ and Dishwasher Cleaning for added care and convenience

BRILLIANT SURROUND LED LIGHTING

Illuminates the entire interior for effortless loading and unloading

INTUITIVE NAVIGATION

Glass touch controls and a brilliant LCD screen elevate the everyday chore into an effortless ritual

WIFI CONNECTED WITH SMARTHQ™

Protect and enhance your appliance with remote access, ongoing

HANDLES SOLD SEPARATELY

Elevate your dishwasher's look by selecting a Statement (ZXADH1STYSS) or Minimalist (ZXADH1MNYSS) Collection handle or one of our Designer Collection handles in Brass (ZXADTH1PVB1) or Titanium (ZXADTH1PVT1), SOLD SEPARATELY



SPECIFICATIONS

Cutout Height 34 1/2" (87.6 cm) Min; 35" (88.9 cm) Max

Minimum Cabinet Width 24" (61.0 cm)

Minimum Cabinet Depth 24" (61.0 cm)

Door Clearance 25 1/2" (with door open)

Electrical Requirements 1.2 A

Voltz/Hertz/Amps 120 V, 60 Hz, 15 or 20 amp circuit

Capacity 16 Place Settings

Unit Width 23 3/4"

Unit Height 33 3/4" - 34 5/8"

Unit Depth 24"

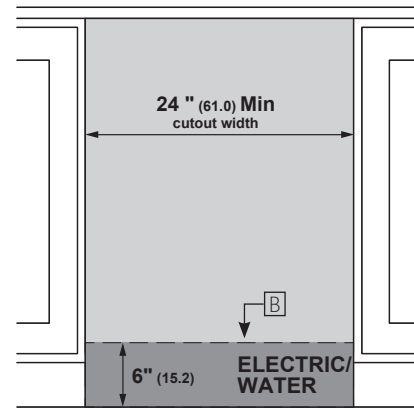
ATTENTION ELECTRICIAN:

A 115 volt 60Hz, 15 or 20 amp power supply is required. An individual properly grounded branch circuit or circuit breaker is recommended. Install a properly grounded 3-prong electrical receptacle recessed into the back wall.

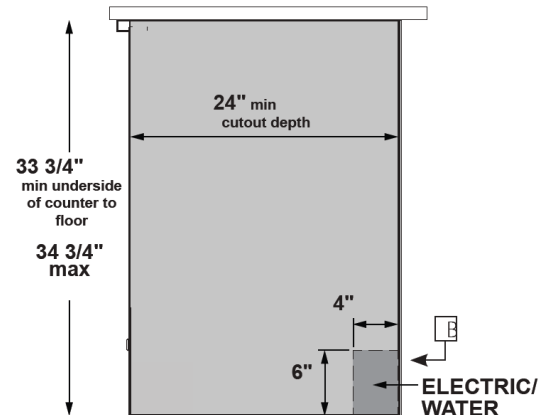
Unit comes with power cord attached.

NOTE: Always refer to installation guide for complete installation instructions

INSTALLATION CUTOUT FRONT VIEW



FLUSH INSTALLATION CUTOUT SIDE VIEW



- A** The dishwasher drain hose must be no more than 12 feet in length for proper drainage.
- B** Electrical connections are at the right front of the dishwasher and water connections are on the left. The hot water line should extend forward 30" to 40" from the rear wall. The electrical must extend forward at least 24" to reach the junction box.
- C** To prevent siphoning, an air gap or high drain loop must be used.

For more details, refer to the installation instructions for this product on Monogram.com. Dimensions in parentheses are in centimeters unless otherwise noted.