

# VCIN48GWS

## 48-INCH CUSTOM INSERT

PROFESSIONAL® SERIES



### FEATURES & BENEFITS

- Revel in creative freedom with Professional® Series custom inserts that can blend in with cabinetry or make a bold statement
- ★ Equipped with the Thermador Connected Experience by Home Connect®
- Powerfully Quiet® system accepts integral, inline, and remote blowers
- Beautiful illumination with multi-level, vivid LED lights
- Features automatic mode, delay shut-off, and check filter light

### ACCESSORIES (OPTIONAL)

25 ft. Blower Connector Cable - EXTNCB25W

For use with the following inline and remote blowers: VTR2FZ, VT12FZ

Roofplate

RFPLT1000P - For use with remote blower VTR2FZ

VCIN Trim Notes

NOTE: VCIN\_GWS series custom insert models include hood trim pieces to complete the installation.

Remote Control Panel

REMCPW - Ability to vertically install on cabinetry or wall to control hood in a convenient location



### GENERAL PROPERTIES

Features

Multi-Level LED Lights with Fading Transitions, Automatic Mode, Check Filter Reminder Light, Delay Shut-Off

Operating Mode	Ducted
Maximum CFM	Blower Sold Separately
Number of Speed Settings	4-Stage
Number of Lights	4
Bulb Type	LED
Light Lumens	100 – 150
Light Color	3500 – 4000 K
Total Power of the Lamps	4.8 W
Damper Included	Yes
Grease Filter Material	Stainless Steel
Grease Filter Type	Commercial Style Baffle Filter
Home Connect® (Wi-Fi Enabled)	Yes

### TECHNICAL DETAILS

Watts	See Chart on Page 3
Current	See Chart on Page 3
Volts	120 V
Frequency	60 Hz
Plug Type	Fixed Connection

### DIMENSIONS & WEIGHT

Overall Appliance Dimensions (Width of Canopy Included) (HxWxD)	12 13/16" x 45 3/4" x 22"
Minimum Distance Above Gas / Electric Cooking Surface	30" Electric / 30" Gas
Diameter of Air Duct Top	10"
Net Weight	65 lbs

### ACCESSORIES (REQUIRED)

Blower (Sold Separately)

### BLOWER OPTIONS

Remote Blowers (Mounted to Roof or External Wall)	VTR2FZ
Inline Blowers (Mounted Between Kitchen and External Wall)	VT12FZ
Integrated Blower (Mounted in Hood)	VTN2FZ

### WARRANTY

Limited Warranty Parts and Labor	2 Year
----------------------------------	--------

# VCIN48GWS

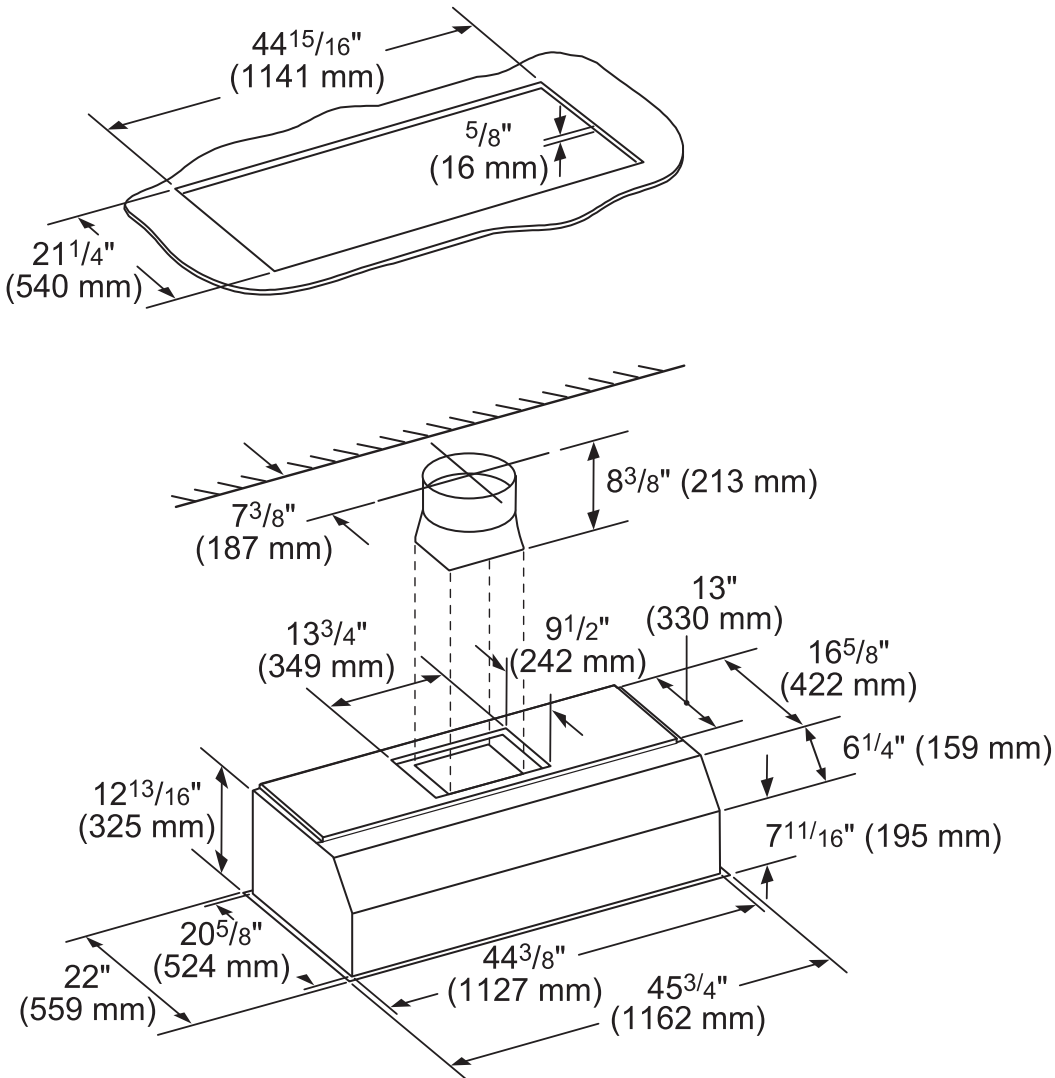
## 48-INCH CUSTOM INSERT

PROFESSIONAL® SERIES



### HOOD DIMENSIONS

NOTE: VCIN Custom Insert models include hood trim pieces.



measurements in inches (mm)

**VCIN48GWS**  
**48-INCH CUSTOM INSERT**  
 PROFESSIONAL® SERIES

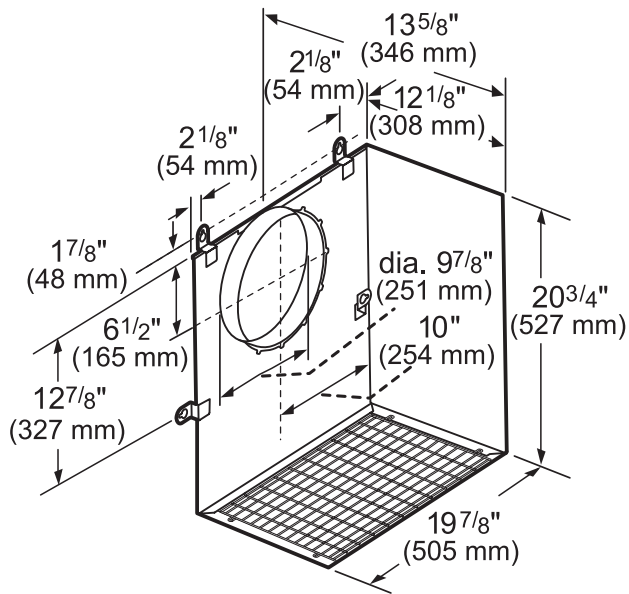


**ELECTRIC LOAD (120V, 60HZ)**

		Remote Blower	Inline Blower	Integrated Blower
		VTR2FZ	VTI2FZ	VTN2FZ
VCIN48GWS	Amps	11.1	11.1	9.5
	Watts	1,332	1,332	1,140

**REMOTE BLOWERS (MOUNTED TO ROOF OR EXTERNAL WALL)**

**VTR2FZ**



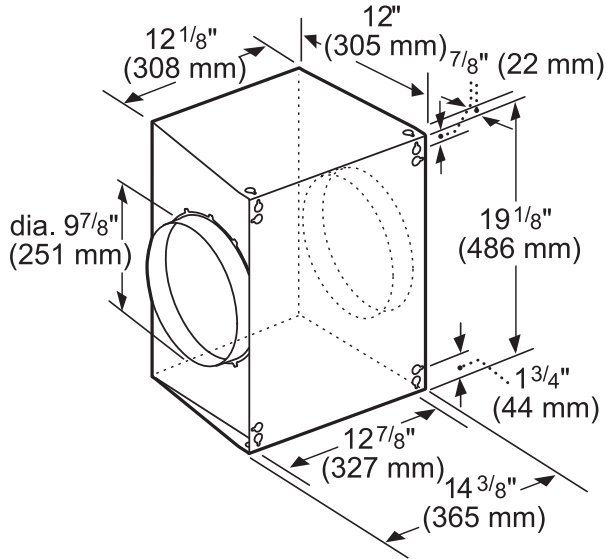
measurements in inches and mm

**VCIN48GWS**  
**48-INCH CUSTOM INSERT**  
 PROFESSIONAL® SERIES



**INLINE BLOWERS (MOUNTED BETWEEN KITCHEN AND EXTERNAL WALL)**

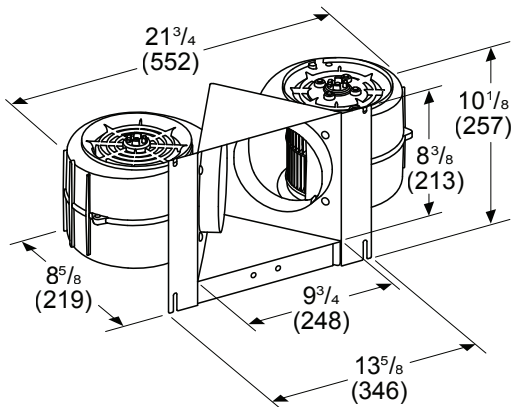
**VTI2FZ**



measurements in inches and mm

**INTEGRATED BLOWERS (MOUNTED IN HOOD)**

**VTN2FZ**



Measurements in inches (mm)

**HVI PERFORMANCE VALUES**

VCIN48GWS WITH BLOWER VTN2FZ								
Exhaust	Pressure (in. H <sub>2</sub> O)		Power (W)		CFM		Sones	
	High Speed	Working Speed	High Speed	Working Speed	High Speed	Working Speed	High Speed	Working Speed
Vertical	0.1	0.015	7.08	3.21	970	370	14.5	2.5

# VCIN48GWS

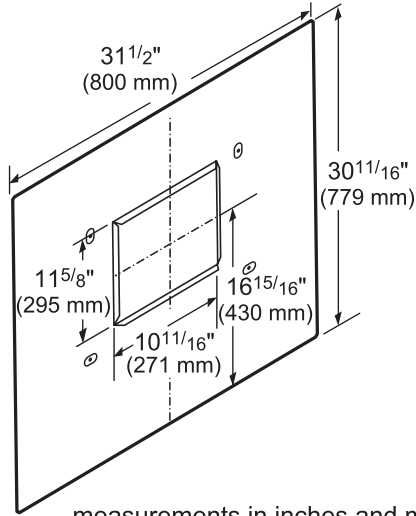
## 48-INCH CUSTOM INSERT

PROFESSIONAL® SERIES



### REMOTE BLOWER ACCESSORIES

#### ROOFPLATE-RFPLT1000P



#### EXTNCB25W

For use with the following Inline and Remote Blowers: VTR2FZ, VT12FZ

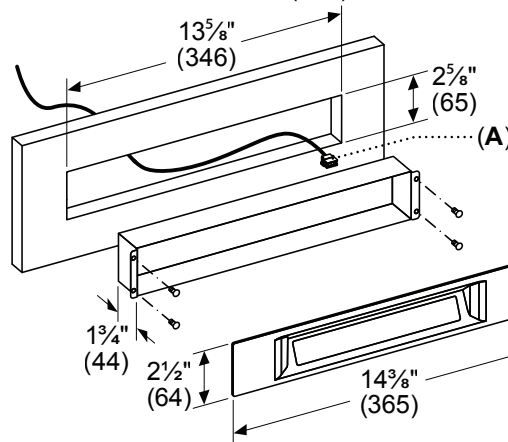
### OPTIONAL ACCESSORIES

#### REMOTE CONTROL PANEL REMCPW



Convenience at your fingertips: The remote control accessory offers the freedom to extend your hood controls to a more reachable spot

measurements in inches (mm)



**A:** DBus Cable length: 30 feet (9180 mm)

These warranties give you specific legal rights and you may have other rights that vary from state to state. Limited warranty from date of delivery. For complete warranty details, refer to your Use & Care manual, or ask your dealer.

Specifications are for planning purposes only. Refer to installation instructions and consult your countertop supplier prior to making counter opening. Consult with a heating and ventilation engineer for your specific ventilation requirements. For the most detailed information, refer to installation instructions accompanying product or write to Thermador indicating the model number. Specifications are correct at time of printing. Thermador reserves the right to change product specifications or design without notice. Some models are certified for use in Canada. Thermador is not responsible for products that are transported from the U.S. for use in Canada.