

UPCG3654ST

36-INCH GAS COOKTOP



RAPIDHEAT™ BURNER

This burner delivers 19,000 BTUs of power, allowing you to rapidly reach and maintain high temperatures for searing and stir-frying.

KNOB LIGHTING

Our knobs light up red when the burner is on so no simmer will go unnoticed.

GRIDDLE PLATE

The non-stick coated griddle accessory provides an extra-large cooking surface for meats, pancakes or other food usually prepared in a frying pan or skillet.

WIFI-ENABLED

Utilize the ThinQ® app for burner monitoring and push notifications, ensuring your cooktop is operating perfectly. You'll also be able to ensure everything is running smoothly with Smart Diagnosis.

Innovation

Wi-Fi Enabled for ThinQ® Control with iPhone / Android App	Yes
Remote Monitoring	Yes

Cooktop Features

Cooktop Surface	Stainless Steel
Number of Burners / Elements	5
Sealed Gas Burners (Brass)	Yes
Fuel Type	LNG / LPG
Continuous Grates	3
Dishwasher Safe Grates	Yes
Cooktop Control Knobs with Red LED Back Lighting	Yes

Cooktop Performance

Burner Power BTU/h (NG)	
Left Rear	9,100 / 9,100
Right Rear	5,000 / 5,000
Center Rear (RapidHeat)	19,000 / 15,000
Left Front	9,100 / 9,100
Right Front	12,000 / 9,500

Technical Specs

Energy Source Gas	Natural Gas
Alternative Energy Source LP Gas	LP Gas
LP Conversion Kit Included	Yes
Required Power Supply	120VAC, 60Hz

UPCG3654ST 36-INCH GAS COOKTOP

Dimensions and Weight

Overall Width	36" (914.4 mm)
Overall Height Including Grates	4 1/8" (104.8 mm)
Overall Depth	21 11/16" (550.9 mm)
Net Weight (approx.)	58.31 lbs.
Shipping Weight (approx.)	83.89 lbs.

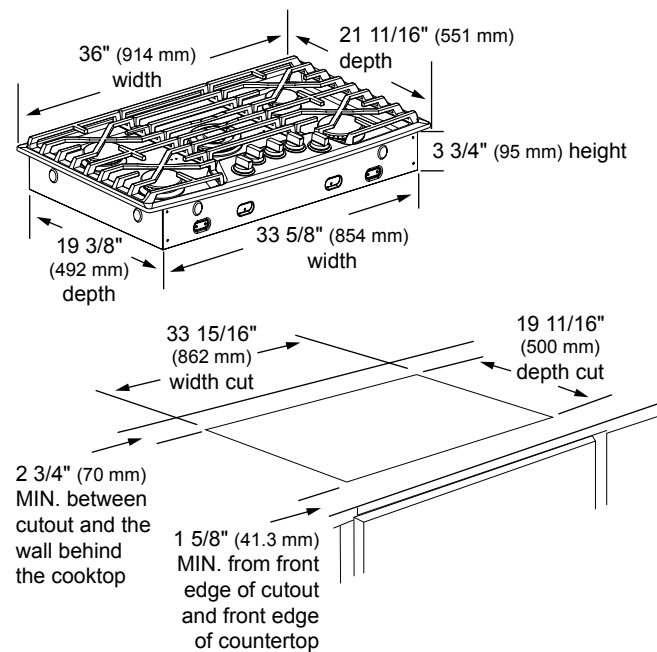
Accessories

Included Accessories	Griddle Plate
----------------------	---------------

Warranty Summary*

Limited Warranty, Parts & Labor	3 Years
---------------------------------	---------

COOKTOP AND CUTOUT DIMENSIONS



To ensure accuracy, it is best to make a template when cutting the opening in the counter

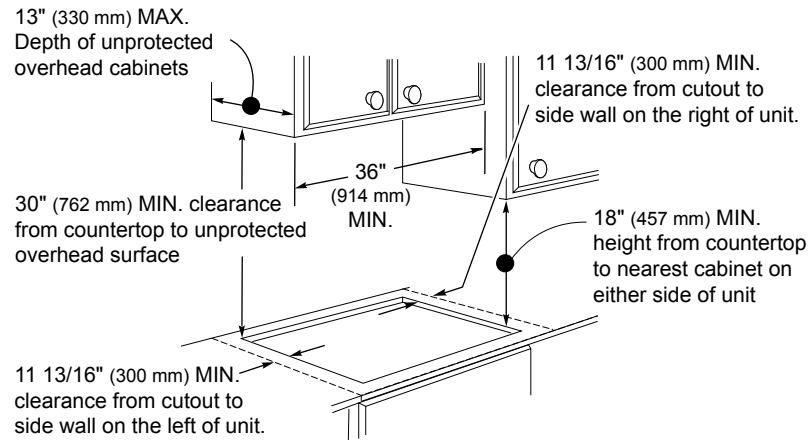
*These warranties give you specific legal rights and you may have other rights that vary from state to state. For complete warranty details, refer to your Use & Care manual.

UPCG3654ST 36-INCH GAS COOKTOP

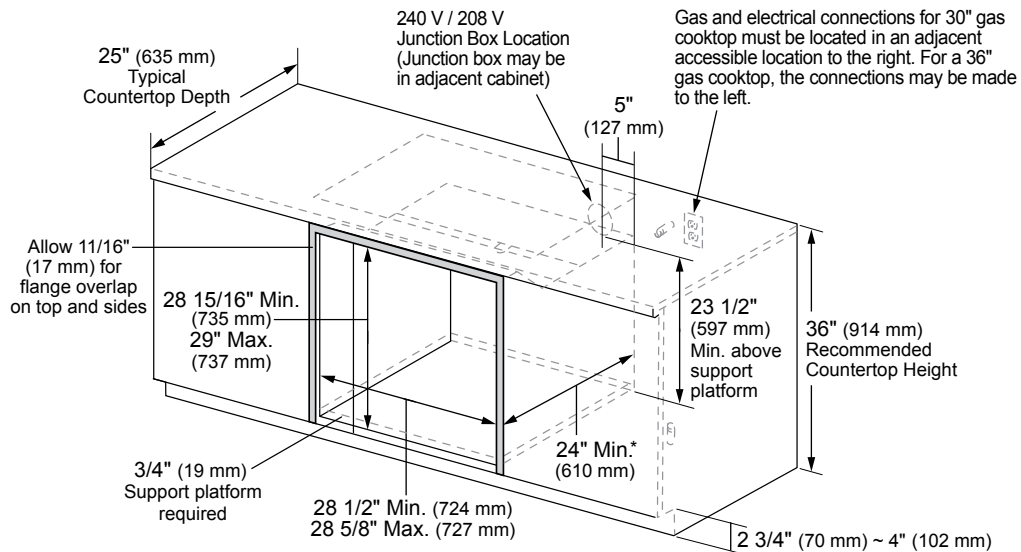
DIMENSIONS AND CLEARANCES

Provide enough clearances between the cooktop and adjacent combustible surfaces. These dimensions must be met for safe use of your cooktop. The location of the Electrical outlet and pipe opening may be adjusted to meet specific requirements. The cooktop may be placed with 2 3/4" clearance to the back wall.

MAINTAIN THE FOLLOWING MINIMUM CLEARANCE DIMENSIONS



CUTOUT DIMENSIONS – INSTALLED ABOVE SIGNATURE KITCHEN SUITE SINGLE WALL OVEN



*25" Min. (635 mm) cutout depth required for undercounter flush installation.
Refer to installation art for flush installation in wall cabinet for required cutout dimensions.