



24 in. Microwave Drawer™ Oven

SMD2430MS

- **Automatic Drawer System, Opens with a Press of a Button and Gently Closes with a Soft Nudge**
- **Angled Control Panel for Easy Viewing and Operation**
- **Sensor Cook Menu for Precise Cooking and Reheating**
- **Fits a 20 oz. Cup or 4 qt. Casserole Dish**
- **Install Below an Island, Peninsula, or Standard Cabinetry**
- **Flush-Mount Ready**

FEATURES

Finish	Stainless Steel
Drawer Opening	Automatic Door, Open/Close Button
Width	24"
Capacity (cu. ft.)	1.2
Output Power (watts)	950
Interior Light	Incandescent
Open/Close	Yes
Start/+30Sec	Yes
Stop/Clear	Yes
Power Level	11
Timer/Clock	Yes
Control Lock	Yes
Help/Settings	Yes
Demo Mode	Yes
End of Cooking Reminder	Yes

CONTROL PANEL

Control Panel Location	Center/Top
Control Panel Type	Membrane
Display Type	LCD 7-Segment
Display Color	White on Black Background

COOKING / MENU PRESETS

Popcorn	Yes, Sensor
Reheat	Yes, Sensor
Sensor Cook	Quick Fresh Vegetables, Longer Fresh Vegetables, Frozen Vegetables, Sweet Potatoes, Ground Meat, Fish/Seafood, White Rice, Brown Rice
Frozen Entrée	Yes, Sensor
Baked Potatoes	Yes, Sensor
Steamer Bags	Yes, Sensor
Defrost	Ground Meat, Steaks/Chops, Boneless Poultry, Bone-in Poultry, Roast, Casserole or Soup
More Menus	Melt Butter, Melt Chocolate, Soften Ice Cream, Soften Cream Cheese, Warm Syrup, Warm Dessert Toppings, Fresh Rolls/Muffins, Frozen Rolls/Muffins, Keep Warm

ADDITIONAL FEATURES

Flush Mount Ready	Yes
-------------------	-----

OPTIONAL ACCESSORY

Product Name	Drawer Under-the-Counter Pedestal
Model	SKMD24U0ES
Color	Stainless Steel or Custom Panel Ready
UPC	074000620865

ADDITIONAL SPECIFICATIONS

Power Source	120V, 60HZ / 15A / 1.67 KW
--------------	----------------------------

DIMENSIONS & WEIGHT (IN./LBS.) (W X H X D)

Interior Cavity Dimensions	17-5/16" x 7-1/8" x 16-9/16"
Product Dimensions	23-5/8" x 15-1/16" x 23-7/16"
Shipping Dimensions	27-3/4" x 21-3/4" x 29-1/4"
Product Weight/Shipping Weight	72.0 lbs. / 83.6 lbs.
Standard Mount Cutout Dimensions	22-1/8" x 14-13/16" x 23-1/2"
Flush Mount Cutout Dimensions	23-7/8" x 15-5/16" x 23-1/2"

WARRANTY / UPC

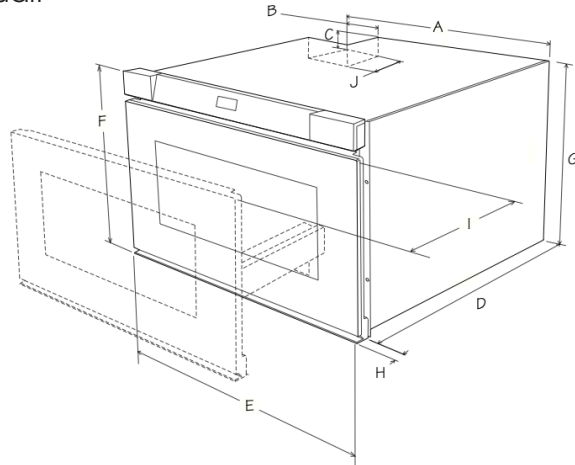
Parts	1 Year (In-Home Limited)
Labor	1 Year (In-Home Limited)
Magnetron Tube	4 Years Additional (Parts Only)
UPC	074000623026



The following are measurements only.
Do not use to install microwave drawer™ oven.

For detailed installation instructions, please refer to the installation manual.

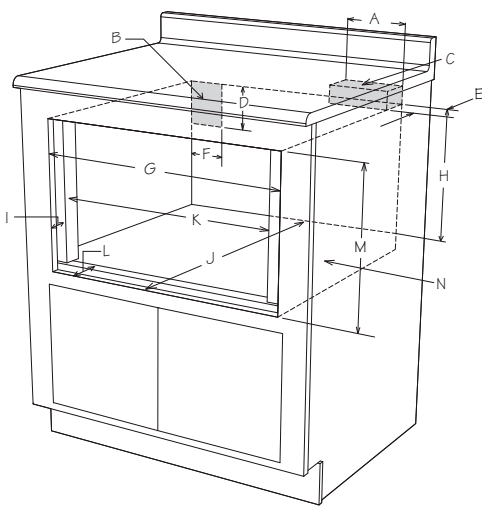
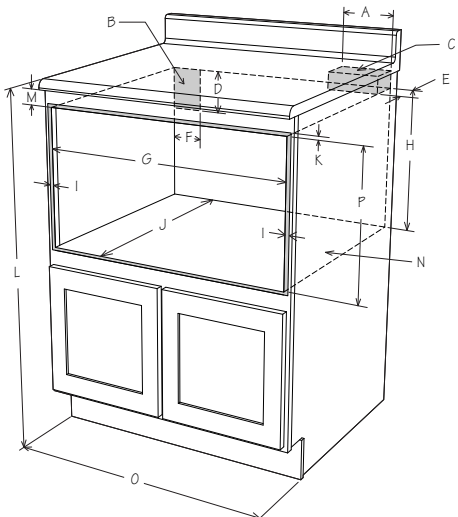
PRODUCT DIMENSIONS



- A. 21-5/8" (549.28 mm)
- B. 4-11/16" (119.06 mm)
- C. 1-3/4" (44.45 mm)
- D. 21-7/8" (555.63 mm)
- E. 23-5/8" (600.07 mm)
- F. 15-1/16" (382.59 mm)
- G. 14-5/8" (371.48 mm)
- H. 1-9/16" (39.69 mm) door thickness
- I. 15" (381 mm) auto drawer opening
- J. 4" (101 mm)

STANDARD MOUNT MEASUREMENTS

FLUSH MOUNT MEASUREMENTS



- A. 6" (152.40 mm)
- B. Suggested electrical outlet location
- C. Anti-Tip block
- D. 5" (127 mm)
- E. 3-1/2" (88.90 mm)
- F. 4" (101.60 mm)
- G. 22-1/8" (561.97 mm) opening
- H. 14-13/16" (376.24 mm) to bottom of Anti-Tip block
- I. Allow 7/8" (22.22 mm) overlap
- J. 23-1/2" (596.90 mm) min. depth
- K. Allow 1/4" overlap
- L. 36" (914.40 mm) countertop height
- M. Allow 1/4" min. space
- N. Floor must support 100 lb/45.4 kg
- O. 24" (609.60 mm) cabinet min.
- P. 14-13/16" (395.29 mm) opening

- A. 6" (152.40 mm)
- B. Suggested electrical outlet location
- C. Anti-Tip block
- D. 5" (127 mm)
- E. 3-1/2" (88.90 mm)
- F. 4" (101.60 mm)
- G. 23-7/8" (606.43 mm)
- H. 14-13/16" (376.24 mm) to bottom of Anti-Tip block
- I. 1-9/16" (25.4mm)
- J. 23-1/2" (596.90 mm) min. depth
- K. 22-1/8" (561.97 mm)
- L. 1-9/16" (25.4mm) to front of shelf
- M. 15-5/16" (388.934 mm) opening
- N. Floor must support 100 lb (45.4 kg)