

PRESRV™

PRO BEVERAGE COOLER

SINGLE ZONE



Always be entertaining with our Presrv™ Pro Beverage Cooler. Features include a stylish door design with wider frame and beveled edges, pro-style handle with lock and a retractable quarter-shelf that gives you the flexibility to display taller bottles such as water, 2-liter bottles of soda, or

champagne. New enhancements include mood-setting LED light strips in three colors and four light levels. Plus professional-kitchen good looks to go with all of your other pro-style appliances — it all adds up to the beverage cooler of your dreams.

ZEPHYR

ZEPHYRONLINE.COM



Retractable Quarter-Shelf



Wide Frame Door with Beveled Edges



Door Lock in Pro-Style Handle

How Presrv™ Stands Out:



PreciseTemp™

Multiple internal sensors help maintain accurate temperatures and increase overall performance



Active Cooling Technology

An on-board computer controls an active cooling fan to provide temperature stability and even cooling



Vibration Dampening System

Enhanced technology ensures noise and vibration is reduced to minimize wine disturbance



3-Color LED Lighting

Available in Cloud White, Deep Blue and Amber

MODEL

Pro Beverage Cooler	PRPB24C01BG
Size	24"
Dimensions	23-7/8"W x 33-7/8"H x 23-5/8"D
Weight	110lbs.
Installation Type	Compact / Built-in / Freestanding
Refrigerant Type	R600a

FEATURES

Capacity	13 bottles (750 ml), 77 12oz cans or 7 bottles (750 ml), 105 12oz cans
Volume	5.6 cu/ft
Temperature Range	34° - 50° F
Sound Level	39 dBA
Door Finish	304-grade Stainless + Glass
Cabinet Finish	Black
Interior Finish	Black
Field-Reversible Door	Yes
Zero-Clearance Door Hinges	Yes
Door Glass	Dual-pane, Low-e Argon-filled*
Shelving - Wood	1 full-extension, black wood rack w/ stainless trim
Shelving - Beverage	1 adjustable, transparent-gray glass retractable quarter-shelf 1 adjustable, transparent-gray glass shelf w/ airflow openings
Controls	3-Color Electronic Touch
Lighting	3-Color LED Light Strips Cloud White, Deep Blue, Amber
Four Light Levels	Yes
Door Open Alarm	Yes, after 3 minutes
Door Lock	Yes
Sabbath Mode	Yes
Air Filtration	Yes, w/ carbon filter
PreciseTemp™	Yes
Active Cooling Technology	Yes
Vibration Dampening System	Yes

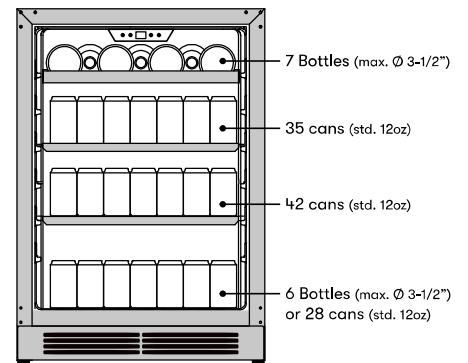
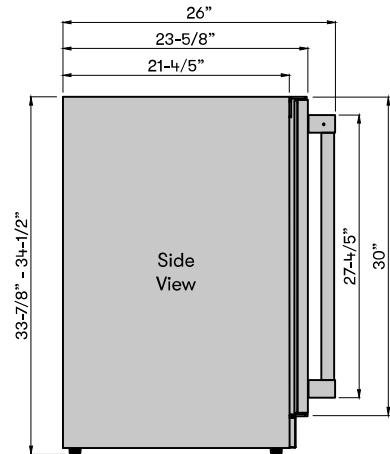
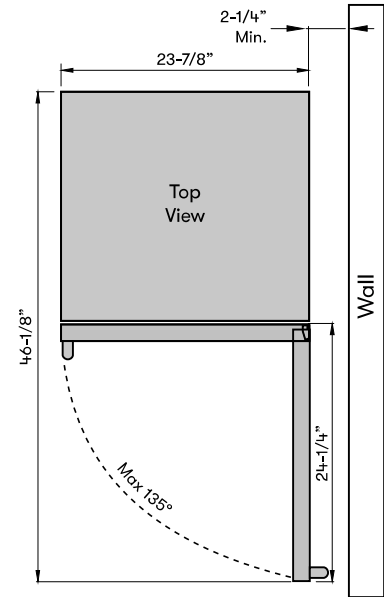
AC POWER	115V, 60Hz at Max. 1.0A
----------	-------------------------

OPTIONAL ACCESSORIES	
Standard Glass Shelf	50150015

WARRANTY	2 years parts, 2 years labor 5 years compressor
----------	--



*Dual-pane, argon-filled glass improves insulation to minimize heat exchange and increases soundproofing characteristics. The Low-e coating helps minimize the amount of UV and infrared light that passes through the glass door.



Transforming the Kitchen through Design, Discovery, and Care

Specifications subject to change, check zephyronline.com for up-to-date information. Zephyr | 2277 Harbor Bay Parkway, Alameda, CA 94502 | 888.880.8368

MAR24.0101

