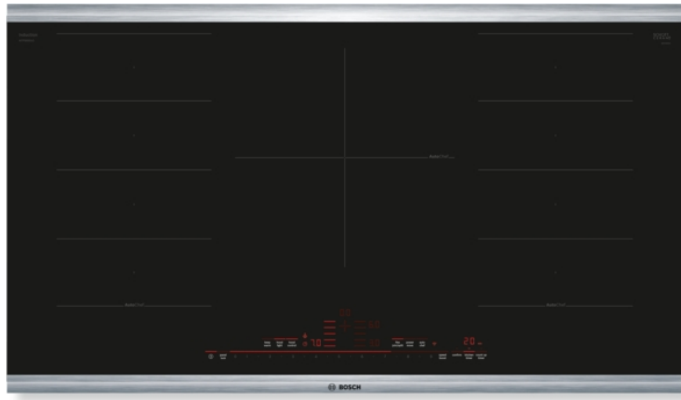


# 36" FlexInduction® Cooktop with Home Connect™, NITP660SUC, Black with Stainless Steel Frame



## Features and Benefits

### Design

- 5 Induction Cooking Zones
- High-end Stainless Steel Frame for a Premium Look
- PreciseSelect® Premium - Direct Cooking Level Selection (17 Settings)
- Also Available as Frameless Option: NITP660UC

### Efficiency

- SpeedBoost® - Adds Even More Power to Speed Up the Cooking Process
- ShortBoost - Ideal for Cooking With Oil, or Pans With Thin Walls or Non-Stick Coating
- PotSense - Automatically Recognizes Bottom of Pan on Cooking Element

### Convenience

- With Home Connect®, the Bosch Cooktop and Matching Hood Operate Perfectly in Sync for an Easier Life
- Use the Kitchen Timer to Measure Cooking Time or as a Reminder
- Count Up Timer – Stopwatch Function That Enables Close Monitoring of the Progress of Each Dish
- AutoChef® Frying Sensor With 5 Automatic Programs
- Keep Warm Function - Ideal for Melting Chocolate or Butter
- ReStart - Quickly Reinstates Previous Settings

### Safety

- ChildLock - Prevents the Cooktop from Being Accidentally Switched On, Locks Temperature Settings if in Use
- Digital 2-Stage Residual Heat Indicator for Each Cooking Zone
- Wipe Protection - Quickly Pauses Settings to Clean as You Go

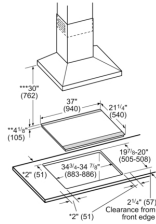
Notes: All height, width and depth dimensions are shown in inches. \*Please refer to installation instructions prior to making cutout. BSH reserves the absolute and unrestricted right to change product materials and specifications, at any time, without notice. Consult the product's installation instructions for final dimensional data and other details. Applicable product warranty can be found in a accompanying product literature or you may contact your account manager for further details.

For more information on our entire line of products, go to [boschappliances.com](http://boschappliances.com) or call 1-800-944-2904.

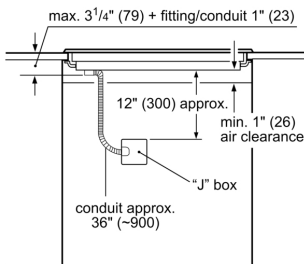
Copyright ©2022 BSH Home Appliances Corporation. All rights reserved. Bosch is a registered trademark of Robert Bosch GmbH.

Litho Date: 02/2022

# 36" FlexInduction® Cooktop with Home Connect™, NITP660SUC, Black with Stainless Steel Frame

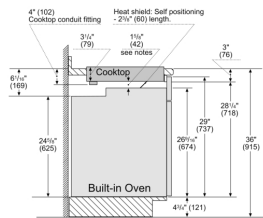


\* Minimum clearance from the cooktop cutout to the wall installed depth includes a gap of 1" (25 mm) for ventilation  
 \*\* Minimum clearance between the cooktop surface and lower edge of the exhaust hood  
 measurements in inches (mm)



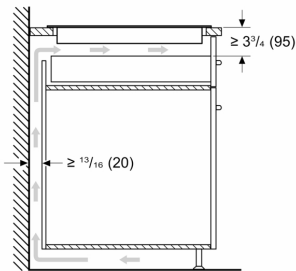
Measurements in inches (mm)

30" Built-in oven - under induction cooktop



Notes:  
 Dimensions based on standard countertop height (36" with 4 1/4" toe kick including base plate).  
 The built-in oven can be installed below the induction cooktop as long as there is a minimum 1" (25) clearance between the bottom of the cooktop and the top of the oven.  
 measurements in inches (mm)

Measurements in inches (mm)



## Features

Knob Material	
Sealed Burners	No
Burners with booster	All
Type of grate	
Total BTU load	
LP Gas Connection Rating	
Power of heating element (kW in boost)	[3.6]
Dimension of 1st heating element (in)	3.6
Dimension of 2nd heating element (in)	
Power of 3rd heating element (kW in boost)	
Dimension of 3rd heating element (in)	
Power of 4th heating element (kW in boost)	
Dimension of 4th heating element (in)	
Power of 5th heating element (kW in boost)	
Dimension of 5th heating element (in)	
Power of 6th heating element (kW in boost)	3.6
Dimension of 6th heating element (in)	

## Technical Specification

UPC code	825225961116
Variant color	Black
Energy source	Electric
Gas type	
Alternative gas type	
Watts	9360
Fuse protection	50
Volts	208-240
Frequency	60
Approval certificates	Dekra Mark C+US, FCC
Power Cord Length	37"
Plug type	no plug
Required cutout size (HxWxD) (in)	3 3/4" x 34 7/8" x 20"
Minimum distance from counter front (in)	2 1/4"
Minimum distance from rear wall (in)	2"
Overall appliance dimensions (HxWxD) (in)	5/16"+3 3/4" x 37" x 21 1/4"
Product packaging dimensions (HxWxD)	7 1/16" x 42 1/8" x 26 5/8"
Net weight	42.000
Gross weight	51.000
Total number of cooktop burners	5

Notes: All height, width and depth dimensions are shown in inches. \*Please refer to installation instructions prior to making cutout. BSH reserves the absolute and unrestricted right to change product materials and specifications, at any time, without notice. Consult the product's installation instructions for final dimensional data and other details. Applicable product warranty can be found in a accompanying product literature or you may contact your account manager for further details.

For more information on our entire line of products, go to [boschappliances.com](http://boschappliances.com) or call 1-800-944-2904.  
 Copyright ©2022 BSH Home Appliances Corporation. All rights reserved. Bosch is a registered trademark of Robert Bosch GmbH.

Litho Date: 02/2022