



NEW RVL BUILT-IN INDUCTION COOKTOPS

30/36"W MVIC

HIGH POWERED. HIGH DESIGN.

This new **Viking RVL Collection** bridges present and future with a fully integrated design that fits seamlessly into surrounding cabinetry. Although its sleek look is decidedly minimal, it boldly conveys Viking performance at a glance. And rest assured, no commercial cooking power was sacrificed for appearance sake. With streamlined silhouettes, a sleek user interface, transitional sizes, and outfitted in stunning black glass this collection gives you limitless contemporary design possibilities that will ignite your culinary passions.

MODEL NUMBER

MVIC63014BBG – 30"W. Induction Cooktop


MVIC63615BBG – 36"W. Induction Cooktop

DESIGN AND INSTALLATION FEATURES


- All black glass or stainless steel with black glass front offer a sleek, modern aesthetic to complement any kitchen style
- Electronic touch control ensures effortless operation with a responsive, minimalist interface
- Can be installed flush or integrated, allowing for flexible design options to match any kitchen layout

COOKING FEATURES

- MagneQuick Induction Elements use magnetic energy for superior power, rapid heat response, and enhanced energy efficiency
- Simmer setting provides gentle, consistent heat, ideal for melting delicate ingredients or keeping food warm
- Power management system delivers an extra boost of power for faster boiling and reduced cooking time
- Element lights indicate active heating zones and hot surfaces, enhancing safety during cooking
- Sensor automatically turns off the element when cookware is not detected, preventing unnecessary energy use, while the pause function allows for easy cooking adjustments
- Two timer functions provide precise cooking control, with one dedicated to the cooktop element and another as a standalone timer for multitasking in the kitchen



MVIC63014BBG



MVIC63615BBG

ELEMENT CAPACITY

- **30"W. Model**
 - 1 - 9" 3,700 watt element
 - 2 - 8" 3,000 watt element
 - 1 - 7" 2,200 watt element
- **36"W. Model**
 - 1 - 11" 5,500 watt element
 - 2 - 8" 3,000 watt element
 - 2 - 7" 2,200 watt element

WARRANTY

- 2-year full – complete product
- 90-day full – cosmetic parts such as glass, painted items and decorative items
- 5-year limited – induction element components



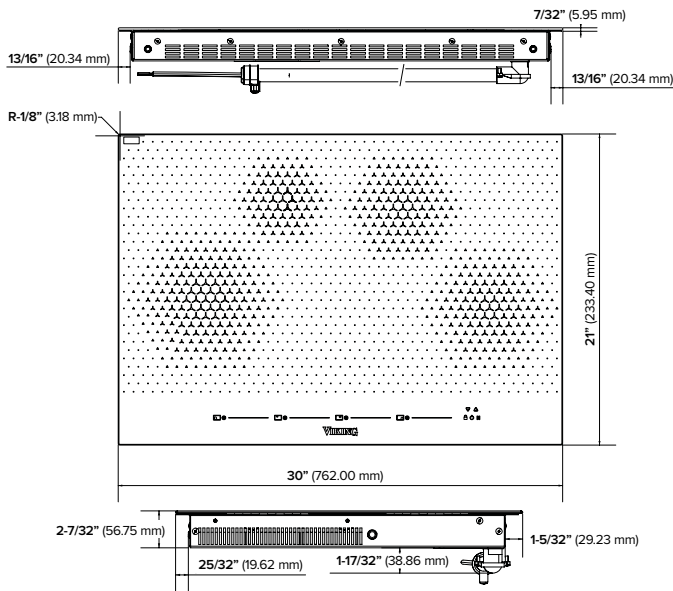
NEW RVL BUILT-IN INDUCTION COOKTOPS

30/36"W MVIC

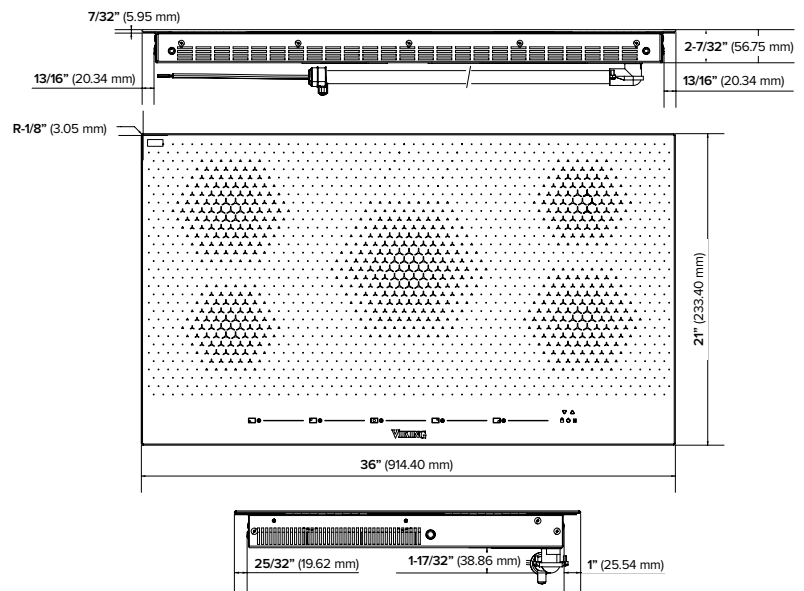
| Model | MVIC63014B | MVIC63615B |
|-----------------------------|--|---|
| Overall Width | 30" (76.2 cm) | 36" (91.4 cm) |
| Overall Height from Bottom | To top of cooking surface: 2-1/4" (5.7 cm) To bottom edge of frame: 2" (5.1 cm) | |
| Overall Depth from Rear | 21" (53.3 cm) | |
| Cutout Width | 28-1/2" (72.4 cm) minimum to 29" (73.7 cm) maximum | 34-1/2" (87.6 cm) minimum to 35" (88.9 cm) maximum |
| Cutout Depth | 19-1/2" (49.5 cm) minimum to 20" (50.8 cm) maximum | |
| Electrical Requirements | 240 VAC; 60Hz; factory-installed 4 ft. (121.9 cm) flexible steel conduit 3-wire conduit with a No. 10 ground wire; located on the right rear corner of unit | |
| Max. Amp Usage | 240V—32.2 amps (7.7 kw) | 240V—48.3 amps (11.6 kw) |
| Surface Element Rating | (2) 1850W / 3000W boost (1) 2300W / 3700W boost (1) 1400W / 2200W boost | (2) 1850W / 3000W boost (2) 1400W / 2200W boost (1) 3000W / 5500W boost |
| Approximate Shipping Weight | 52 lb. (23.6 kg) | 56 lb. (24.4 kg) |

Please do not prepare installation from brochure data only. See installation instructions for important clearance/installation information.

30"W. COOKTOP



36"W. COOKTOP



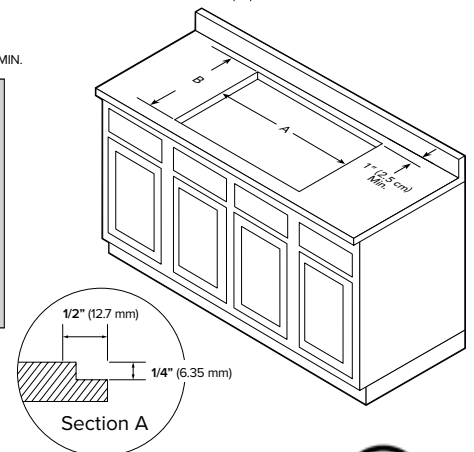
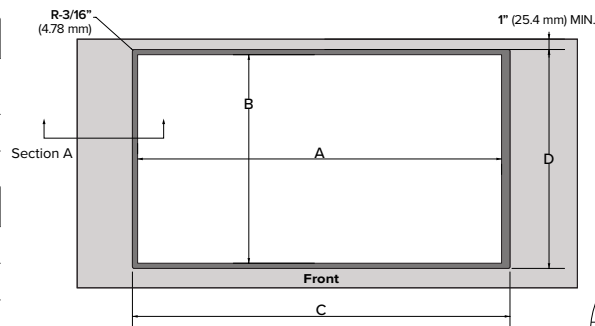
STANDARD INSTALLATION

| | 30"W. Model | 36"W. Model |
|---|--|---|
| A | 28-1/2" (72.4 cm) min. to 29" (73.7 cm) max. | 34-1/2" (87.6 cm) min. to 35" (88.9 cm) max. |
| B | 19-1/2" (49.5 cm) minimum to 20" (50.8 cm) maximum | |

FLUSH MOUNT INSTALLATION

| | 30"W. Model | 36"W. Model |
|---|-------------------|-------------------|
| A | 28-1/8" (73.9 cm) | 35-1/8" (89.2 cm) |
| B | 20-1/8" (51.1 cm) | |
| C | 30-1/8" (76.5 cm) | 36-1/8" (91.4 cm) |
| D | 21-1/8" (53.7 cm) | |

Note: Based on 24" deep cabinet with 3/4" backsplash.



FIND YOUR LOCAL DEALER AT VIKINGRANGE.COM
FOR PRODUCT INFORMATION, CALL 1-888-845-4641 OR VISIT OUR WEBSITE

VIKING RANGE, LLC 111 FRONT STREET GREENWOOD, MS 38930 USA
© 2020 VIKING RANGE, LLC. ALL RIGHTS RESERVED.

