

Television

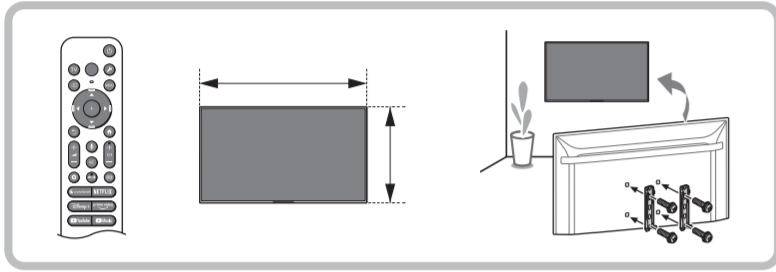
Téléviseur

Televisor digital a color con pantalla de cristal líquido

Reference Guide

Manuel de référence / Guía de referencia

KD-85X77L / 85X77CL / 75X77L
 KD-75X77CL / 65X77L / 65X77CL
 KD-55X77L / 55X77CL / 50X77L
 KD-43X77L



Read this manual before using this product

Sony Customer Support

U.S.A.: <https://www.sony.com/tvsupport>
 Canada: <https://www.sony.ca/support>
 United States 1.800.222.SONY
 Canada 1.877.899.SONY

Call the telephone number that appears on your warranty card/policy. Please do not return the product to the store.

Lisez ce manuel avant d'utiliser le produit

Service à la clientèle Sony

Canada : <https://www.sony.ca/support>
 États-Unis : <https://www.sony.com/tvsupport>
 Canada 1.877.899.SONY
 États-Unis 1.800.222.SONY

Appelez le numéro de téléphone qui apparaît sur votre carte/police de garantie. Ne retournez pas le produit au magasin.

Lea este manual antes de usar el producto

Centro de Asistencia de Sony

<https://esupport.sony.com/ES/LA/>
 Llame al número de teléfono que aparece en su tarjeta/póliza de garantía.
 Por favor no devuelva el producto a la tienda donde adquirió el producto.

© 2023 Sony Corporation Printed in Mexico

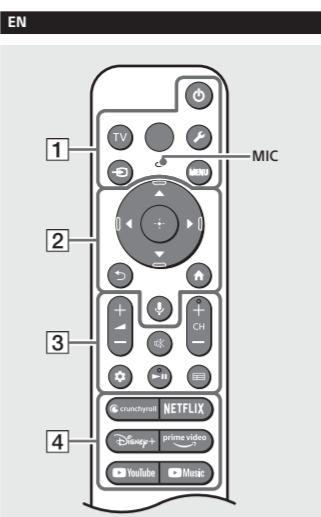
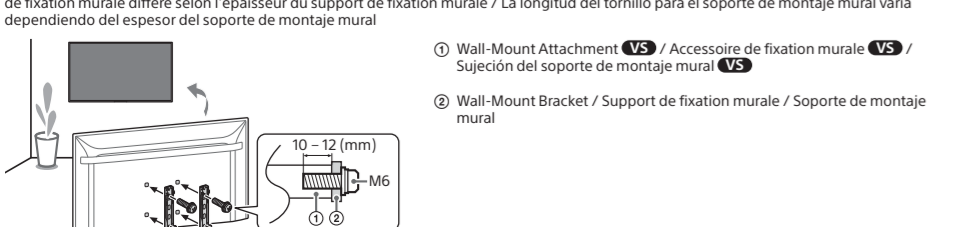
Dimensions and weight (without Table-Top Stand) / Dimensiones y peso (sin soporte de sobremesa)

| | (mm)/(inches/pouces/pulgadas)*1 | | | | (kg)/(lb.)*2 |
|---------------------|---------------------------------|---------------|------------|--------------|--------------|
| | A | B | C | D | |
| KD-85X77L / 85X77CL | 1901 / 74 7/8 | 1090 / 43 2/8 | 73 / 2 7/8 | 45.8 / 100.9 | |
| | 1901 / 74 7/8 | 1090 / 43 2/8 | 73 / 2 7/8 | 45.8 / 100.9 | |
| | 1686 / 66 1/2 | 969 / 38 1/8 | 72 / 2 7/8 | 30.4 / 67 | |
| KD-75X77L / 75X77CL | 1686 / 66 1/2 | 969 / 38 1/8 | 72 / 2 7/8 | 30.4 / 67 | |
| | 1686 / 66 1/2 | 969 / 38 1/8 | 72 / 2 7/8 | 30.4 / 67 | |
| | 1462 / 57 3/8 | 842 / 33 1/4 | 71 / 2 7/8 | 20.4 / 45 | |
| KD-65X77L / 65X77CL | 1462 / 57 3/8 | 842 / 33 1/4 | 71 / 2 7/8 | 20.4 / 45 | |
| | 1462 / 57 3/8 | 842 / 33 1/4 | 71 / 2 7/8 | 20.4 / 45 | |
| | 1243 / 49 | 721 / 28 1/2 | 71 / 2 7/8 | 15.3 / 33.8 | |
| KD-55X77L / 55X77CL | 1243 / 49 | 721 / 28 1/2 | 71 / 2 7/8 | 15.3 / 33.8 | |
| | 1243 / 49 | 721 / 28 1/2 | 71 / 2 7/8 | 15.3 / 33.8 | |
| | 1126 / 44 3/8 | 653 / 25 5/8 | 70 / 2 7/8 | 12.1 / 26.7 | |
| KD-50X77L | 1126 / 44 3/8 | 653 / 25 5/8 | 70 / 2 7/8 | 12.1 / 26.7 | |
| | 1126 / 44 3/8 | 653 / 25 5/8 | 70 / 2 7/8 | 12.1 / 26.7 | |
| | 972 / 38 3/8 | 567 / 22 1/8 | 70 / 2 7/8 | 9.3 / 20.5 | |
| KD-43X77L | 972 / 38 3/8 | 567 / 22 1/8 | 70 / 2 7/8 | 9.3 / 20.5 | |
| | 972 / 38 3/8 | 567 / 22 1/8 | 70 / 2 7/8 | 9.3 / 20.5 | |
| | 972 / 38 3/8 | 567 / 22 1/8 | 70 / 2 7/8 | 9.3 / 20.5 | |

Dimensions and weight (Table-Top Stand) / Dimensiones y peso (soporte de sobremesa)

| | (mm)/(inches/pouces/pulgadas)** | | | | (kg)/(lb.)*1 |
|---------------------|---------------------------------|---------------|--------------|--------------|--------------|
| | A | B | C | D | |
| KD-85X77L / 85X77CL | 1901 / 74 7/8 | 1170 / 46 1/8 | 453 / 17 7/8 | 47.8 / 105.3 | |
| | 1901 / 74 7/8 | 1170 / 46 1/8 | 453 / 17 7/8 | 47.8 / 105.3 | |
| | 1686 / 66 1/2 | 1045 / 41 1/8 | 415 / 16 3/8 | 31.7 / 69.9 | |
| KD-75X77L / 75X77CL | 1686 / 66 1/2 | 1045 / 41 1/8 | 415 / 16 3/8 | 31.7 / 69.9 | |
| | 1686 / 66 1/2 | 1045 / 41 1/8 | 415 / 16 3/8 | 31.7 / 69.9 | |
| | 1462 / 57 3/8 | 912 / 36 | 334 / 13 1/4 | 20.7 / 45.6 | |
| KD-65X77L / 65X77CL | 1462 / 57 3/8 | 912 / 36 | 334 / 13 1/4 | 20.7 / 45.6 | |
| | 1462 / 57 3/8 | 912 / 36 | 334 / 13 1/4 | 20.7 / 45.6 | |
| | 1243 / 49 | 789 / 31 1/8 | 334 / 13 1/4 | 15.6 / 34.4 | |
| KD-55X77L / 55X77CL | 1243 / 49 | 789 / 31 1/8 | 334 / 13 1/4 | 15.6 / 34.4 | |
| | 1243 / 49 | 789 / 31 1/8 | 334 / 13 1/4 | 15.6 / 34.4 | |
| | 1126 / 44 3/8 | 718 / 28 1/8 | 334 / 13 1/4 | 12.3 / 27.1 | |
| KD-50X77L | 1126 / 44 3/8 | 718 / 28 1/8 | 334 / 13 1/4 | 12.3 / 27.1 | |
| | 1126 / 44 3/8 | 718 / 28 1/8 | 334 / 13 1/4 | 12.3 / 27.1 | |
| | 972 / 38 3/8 | 632 / 25 1/8 | 334 / 13 1/4 | 9.5 / 21 | |
| KD-43X77L | 972 / 38 3/8 | 632 / 25 1/8 | 334 / 13 1/4 | 9.5 / 21 | |
| | 972 / 38 3/8 | 632 / 25 1/8 | 334 / 13 1/4 | 9.5 / 21 | |
| | 972 / 38 3/8 | 632 / 25 1/8 | 334 / 13 1/4 | 9.5 / 21 | |

The length of the screw for Wall-Mount Bracket differs depending on the Wall-Mount Bracket thickness / La longitud del tornillo para el soporte de montaje mural varía dependiendo del espesor del soporte de montaje mural



The remote control shape, layout, availability and function of remote control buttons may vary depending on your region/country/TV model/TV settings.*

- (Power)**
 TV: Display TV channel list or switch to input.
 (Quick settings): Display Quick Settings.
 (Input): Display and select the input source, etc.
 MENU (Control menu): Display the Control menu.
- Navigation**
 (Home) (Back) (Google Assistant / Microphone): Use Google Assistant**.
 (Volume) (Mute)** (Channel) (Dashboard): Display Dashboard.
- App buttons**

*1 For other remote control models, refer to the online Help Guide for details.
 *2 Only for limited region/country/model/language.
 *3 Google Assistant requires an internet connection.
 *4 Accessibility shortcut is available by pressing and holding (Mute).
 *5 Cable/Satellite box setup setting is required.

About Manuals

Please retain the manuals for future reference.
 Paper manual Setup Guide (on top of the product) / Reference Guide (this manual) / Safety and Regulatory Booklet.

Help Guide (On screen Manual)
 To open it, select [Settings] → [Help & Feedback] → [Help] or select [Help] in the Home Menu, if [Help] does not exist, select [See all] → [Help].
 * You can refer to the Help Guide with your smartphone (visit website provided on the front cover of Reference Guide).

Read and understand the contents of this manual before operating this product.

Note
 • Instructions about "Installing the TV to the Wall" are included within this TV's instruction manual.
 • Read the supplied safety documentation for additional safety information.
 • Images and illustrations used in the supplied manuals are for reference and may differ from the actual product.
 • Setting menus are subject to change without notice due to software updates. For latest information, visit Sony support website.
IMPORTANT - Read the End User Software License Agreement before using your Sony product. Using your product indicates your acceptance of the End User Software License Agreement. The software license agreement between you and Sony is available online at Sony website (<https://www.sony.net/tv-software-licenses2/>) or on your product screen. Press (Quick Settings) the remote control and select [Settings] → [System] → [About] → [Legal information] → [End user license agreement].

Location of the identification label
 Labels for the TV Model No. and Power Supply rating are located on the rear of the TV.

IMPORTANT NOTICE

Owner's Record
 The model and serial numbers are located at the side and/or rear of the TV. Record these numbers in the spaces provided below. Refer to them whenever you call upon your Sony dealer regarding this TV.

Model Name:
 Serial No.:

IMPORTANT NOTICE FOR MEXICO
 Operation of this equipment is subject to the following two conditions: (1) It is possible that this equipment or device may not cause harmful interference and (2) this equipment or device must accept any interference, including interference that may cause undesired operation.

For information related to the certificate number, refer to the package label and / or product.

Note: This product uses the following module for wireless functionalities:
 Model: WBRU56
 Brand: FOXCONN

WLAN:
 2.4 GHz (2,400 MHz - 2,483.5 MHz)
 5 GHz (5,150 MHz - 5,850 MHz)
 Bluetooth®:
 2.4 GHz (2,400 MHz - 2,483.5 MHz)

Information for the remote control with voice command included with this product:
 Model: RMF-TX811U / RMF-TX810U*
 Brand: Sony

Note: Use the following device for wireless functionalities:
 Model: UE878
 Brand: UEI

* To see the model name of the remote control, open the remote control cover and see the label on the remote control.

Safety Information

Notice for customers in the United States of America
Supplier's Declaration of Conformity
 Trade Name: SONY
 Model: KD-85X77L / KD-85X77CL / KD-75X77L / KD-75X77CL / KD-65X77L / KD-65X77CL / KD-55X77L / KD-55X77CL / KD-50X77L / KD-43X77L
 Responsible Party: Sony Electronics Inc.
 Address: 16535 Via Esprillo, San Diego, CA 92127 U.S.A.
 Telephone Number: 858-942-2230

Compatible Wall-Mount Bracket Information

Use the following Sony Wall-Mount Bracket with your TV model.

| Sony TV Model No. | Compatible Wall-Mount Bracket Model No. |
|---|---|
| KD-75X77L / 75X77CL / 65X77L / 65X77CL / 55X77L / 55X77CL | SU-WL855* |

Use with other Wall-Mount Brackets** may cause instability and could result in property damage or injury.
 *1 Only for limited region/country/model.
 *2 For instructions on using the Wall-Mount Bracket with your TV please go to <https://www.sony.com/am/support> for your TV model and download "Wall-Mount Bracket".

To Customers
 Sufficient expertise is required for TV installations. Be sure to subcontract the installation to a Sony dealer or licensed contractor and pay adequate attention to safety during the installation.

Before setting up your TV
 Some TV models are packaged with a detached Table-Top Stand so you can mount your TV to a wall right away. See "Installing the TV to the Wall" if you want to mount the TV to a wall. If you are not mounting the TV to a wall, you will need to attach the Table-Top Stand (refer to the Setup Guide).
 Be sure to consider the following while setting up your TV:
 • Disconnect all cables when carrying the TV.
 • Two or more persons (three or more persons for 214.8 cm (85 inches) and above TV) are needed to transport a large TV set.
 • Correct hand placement while carrying the TV is very important for safety and to avoid damage.
 • When handling or mounting the TV set, do not lay down the TV (for applicable TV model only).

KD-85X77L / 85X77CL

 • Secure the TV to the Stand without securing the TV to the Stand and the TV provides minimum protection against the TV toppling over. For further protection, be sure to follow the three measures recommended.
 • For more detailed information, visit Sony Customer Support website.*
 * Only for limited region/country/model.

KD-75X77L / 75X77CL / 65X77L / 65X77CL / 55X77L / 55X77CL / 50X77L / 43X77L

 • Secure the TV to the Stand without securing the TV to the Stand and the TV provides minimum protection against the TV toppling over. For further protection, be sure to follow the three measures recommended.
 • For more detailed information, visit Sony Customer Support website.*
 * Only for limited region/country/model.

Securing the TV
 Sony strongly recommends taking measures to prevent the TV from toppling over. Unsecured TVs may topple and result in property damage, serious bodily injury or even death.
Preventing the TV from Toppling
 • Secure the TV to a wall and/or Stand.
 • Do not allow children to play or climb on furniture and TV sets.
 • Avoid placing or hanging items on the TV.
 • Never install the TV on:
 – slippery, unstable and/or uneven surfaces.
 – furniture that can easily be used as steps, such as a chest of drawers.
 • Install the TV where it cannot be pulled, pushed, or knocked over.
 • Do not allow children to play or climb on furniture and TV sets.
 • Avoid placing or hanging items on the TV.
 • Never install the TV on:
 – slippery, unstable and/or uneven surfaces.
 – furniture that can easily be used as steps, such as a chest of drawers.
 • Install the TV where it cannot be pulled, pushed, or knocked over.
 • Do not allow children to play or climb on furniture and TV sets.
 • Avoid placing or hanging items on the TV.
 • Never install the TV on:
 – slippery, unstable and/or uneven surfaces.
 – furniture that can easily be used as steps, such as a chest of drawers.
 • Install the TV where it cannot be pulled, pushed, or knocked over.
 • Do not allow children to play or climb on furniture and TV sets.
 • Avoid placing or hanging items on the TV.
 • Never install the TV on:
 – slippery, unstable and/or uneven surfaces.
 – furniture that can easily be used as steps, such as a chest of drawers.
 • Install the TV where it cannot be pulled, pushed, or knocked over.
 • Do not allow children to play or climb on furniture and TV sets.
 • Avoid placing or hanging items on the TV.
 • Never install the TV on:
 – slippery, unstable and/or uneven surfaces.
 – furniture that can easily be used as steps, such as a chest of drawers.
 • Install the TV where it cannot be pulled, pushed, or knocked over.
 • Do not allow children to play or climb on furniture and TV sets.
 • Avoid placing or hanging items on the TV.
 • Never install the TV on:
 – slippery, unstable and/or uneven surfaces.
 – furniture that can easily be used as steps, such as a chest of drawers.
 • Install the TV where it cannot be pulled, pushed, or knocked over.
 • Do not allow children to play or climb on furniture and TV sets.
 • Avoid placing or hanging items on the TV.
 • Never install the TV on:
 – slippery, unstable and/or uneven surfaces.
 – furniture that can easily be used as steps, such as a chest of drawers.
 • Install the TV where it cannot be pulled, pushed, or knocked over.
 • Do not allow children to play or climb on furniture and TV sets.
 • Avoid placing or hanging items on the TV.
 • Never install the TV on:
 – slippery, unstable and/or uneven surfaces.
 – furniture that can easily be used as steps, such as a chest of drawers.
 • Install the TV where it cannot be pulled, pushed, or knocked over.
 • Do not allow children to play or climb on furniture and TV sets.
 • Avoid placing or hanging items on the TV.
 • Never install the TV on:
 – slippery, unstable and/or uneven surfaces.
 – furniture that can easily be used as steps, such as a chest of drawers.
 • Install the TV where it cannot be pulled, pushed, or knocked over.
 • Do not allow children to play or climb on furniture and TV sets.
 • Avoid placing or hanging items on the TV.
 • Never install the TV on:
 – slippery, unstable and/or uneven surfaces.
 – furniture that can easily be used as steps, such as a chest of drawers.
 • Install the TV where it cannot be pulled, pushed, or knocked over.
 • Do not allow children to play or climb on furniture and TV sets.
 • Avoid placing or hanging items on the TV.
 • Never install the TV on:
 – slippery, unstable and/or uneven surfaces.
 – furniture that can easily be used as steps, such as a chest of drawers.
 • Install the TV where it cannot be pulled, pushed, or knocked over.
 • Do not allow children to play or climb on furniture and TV sets.
 • Avoid placing or hanging items on the TV.
 • Never install the TV on:
 – slippery, unstable and/or uneven surfaces.
 – furniture that can easily be used as steps, such as a chest of drawers.
 • Install the TV where it cannot be pulled, pushed, or knocked over.
 • Do not allow children to play or climb on furniture and TV sets.
 • Avoid placing or hanging items on the TV.
 • Never install the TV on:
 – slippery, unstable and/or uneven surfaces.
 – furniture that can easily be used as steps, such as a chest of drawers.
 • Install the TV where it cannot be pulled, pushed, or knocked over.
 • Do not allow children to play or climb on furniture and TV sets.
 • Avoid placing or hanging items on the TV.
 • Never install the TV on:
 – slippery, unstable and/or uneven surfaces.
 – furniture that can easily be used as steps, such as a chest of drawers.
 • Install the TV where it cannot be pulled, pushed, or knocked over.
 • Do not allow children to play or climb on furniture and TV sets.
 • Avoid placing or hanging items on the TV.
 • Never install the TV on:
 – slippery, unstable and/or uneven surfaces.
 – furniture that can easily be used as steps, such as a chest of drawers.
 • Install the TV where it cannot be pulled, pushed, or knocked over.
 • Do not allow children to play or climb on furniture and TV sets.
 • Avoid placing or hanging items on the TV.
 • Never install the TV on:
 – slippery, unstable and/or uneven surfaces.
 – furniture that can easily be used as steps, such as a chest of drawers.
 • Install the TV where it cannot be pulled, pushed, or knocked over.
 • Do not allow children to play or climb on furniture and TV sets.
 • Avoid placing or hanging items on the TV.
 • Never install the TV on:
 – slippery, unstable and/or uneven surfaces.
 – furniture that can easily be used as steps, such as a chest of drawers.
 • Install the TV where it cannot be pulled, pushed, or knocked over.
 • Do not allow children to play or climb on furniture and TV sets.
 • Avoid placing or hanging items on the TV.
 • Never install the TV on:
 – slippery, unstable and/or uneven surfaces.
 – furniture that can easily be used as steps, such as a chest of drawers.
 • Install the TV where it cannot be pulled, pushed, or knocked over.
 • Do not allow children to play or climb on furniture and TV sets.
 • Avoid placing or hanging items on the TV.
 • Never install the TV on:
 – slippery, unstable and/or uneven surfaces.
 – furniture that can easily be used as steps, such as a chest of drawers.
 • Install the TV where it cannot be pulled, pushed, or knocked over.
 • Do not allow children to play or climb on furniture and TV sets.
 • Avoid placing or hanging items on the TV.
 • Never install the TV on:
 – slippery, unstable and/or uneven surfaces.
 – furniture that can easily be used as steps, such as a chest of drawers.
 • Install the TV where it cannot be pulled, pushed, or knocked over.
 • Do not allow children to play or climb on furniture and TV sets.
 • Avoid placing or hanging items on the TV.
 • Never install the TV on:
 – slippery, unstable and/or uneven surfaces.
 – furniture that can easily be used as steps, such as a chest of drawers.
 • Install the TV where it cannot be pulled, pushed, or knocked over.
 • Do not allow children to play or climb on furniture and TV sets.
 • Avoid placing or hanging items on the TV.
 • Never install the TV on:
 – slippery, unstable and/or uneven surfaces.
 – furniture that can easily be used as steps, such as a chest of drawers.
 • Install the TV where it cannot be pulled, pushed, or knocked over.
 • Do not allow children to play or climb on furniture and TV sets.
 • Avoid placing or hanging items on the TV.
 • Never install the TV on:
 – slippery, unstable and/or uneven surfaces.
 – furniture that can easily be used as steps, such as a chest of drawers.
 • Install the TV where it cannot be pulled, pushed, or knocked over.
 • Do not allow children to play or climb on furniture and TV sets.
 • Avoid placing or hanging items on the TV.
 • Never install the TV on:
 – slippery, unstable and/or uneven surfaces.
 – furniture that can easily be used as steps, such as a chest of drawers.
 • Install the TV where it cannot be pulled, pushed, or knocked over.
 • Do not allow children to play or climb on furniture and TV sets.
 • Avoid placing or hanging items on the TV.
 • Never install the TV on:
 – slippery, unstable and/or uneven surfaces.
 – furniture that can easily be used as steps, such as a chest of drawers.
 • Install the TV where it cannot be pulled, pushed, or knocked over.
 • Do not allow children to play or climb on furniture and TV sets.
 • Avoid placing or hanging items on the TV.
 • Never install the TV on:
 – slippery, unstable and/or uneven surfaces.
 – furniture that can easily be used as steps, such as a chest of drawers.
 • Install the TV where it cannot be pulled, pushed, or knocked over.
 • Do not allow children to play or climb on furniture and TV sets.
 • Avoid placing or hanging items on the TV.
 • Never install the TV on:
 – slippery, unstable and/or uneven surfaces.
 – furniture that can easily be used as steps, such as a chest of drawers.
 • Install the TV where it cannot be pulled, pushed, or knocked over.
 • Do not allow children to play or climb on furniture and TV sets.
 • Avoid placing or hanging items on the TV.
 • Never install the TV on:
 – slippery, unstable and/or uneven surfaces.
 – furniture that can easily be used as steps, such as a chest of drawers.
 • Install the TV where it cannot be pulled, pushed, or knocked over.
 • Do not allow children to play or climb on furniture and TV sets.
 • Avoid placing or hanging items on the TV.
 • Never install the TV on:
 – slippery, unstable and/or uneven surfaces.
 – furniture that can easily be used as steps, such as a chest of drawers.
 • Install the TV where it cannot be pulled, pushed, or knocked over.
 • Do not allow children to play or climb on furniture and TV sets.
 • Avoid placing or hanging items on the TV.
 • Never install the TV on:
 – slippery, unstable and/or uneven surfaces.
 – furniture that can easily be used as steps, such as a chest of drawers.
 • Install the TV where it cannot be pulled, pushed, or knocked over.
 • Do not allow children to play or climb on furniture and TV sets.
 • Avoid placing or hanging items on the TV.
 • Never install the TV on:
 – slippery, unstable and/or uneven surfaces.
 – furniture that can easily be used as steps, such as a chest of drawers.
 • Install the TV where it cannot be pulled, pushed, or knocked over.
 • Do not allow children to play or climb on furniture and TV sets.
 • Avoid placing or hanging items on the TV.
 • Never install the TV on:
 – slippery, unstable and/or uneven surfaces.
 – furniture that can easily be used as steps, such as a chest of drawers.
 • Install the TV where it cannot be pulled, pushed, or knocked over.
 • Do not allow children to play or climb on furniture and TV sets.
 • Avoid placing or hanging items on the TV.
 • Never install the TV on:
 – slippery, unstable and/or uneven surfaces.
 – furniture that can easily be used as steps, such as a chest of drawers.
 • Install the TV where it cannot be pulled, pushed, or knocked over.
 • Do not allow children to play or climb on furniture and TV sets.
 • Avoid placing or hanging items on the TV.
 • Never install the TV on:
 – slippery, unstable and/or uneven surfaces.
 – furniture that can easily be used as steps, such as a chest of drawers.
 • Install the TV where it cannot be pulled, pushed, or knocked over.
 • Do not allow children to play or climb on furniture and TV sets.
 • Avoid placing or hanging items on the TV.
 • Never install the TV on:
 – slippery, unstable and/or uneven surfaces.
 – furniture that can easily be used as steps, such as a chest of drawers.
 • Install the TV where it cannot be pulled, pushed, or knocked over.
 • Do not allow children to play or climb on furniture and TV sets.
 • Avoid placing or hanging items on the TV.
 • Never install the TV on:
 – slippery, unstable and/or uneven surfaces.
 – furniture that can easily be used as steps, such as a chest of drawers.
 • Install the TV where it cannot be pulled, pushed, or knocked over.
 • Do not allow children to play or climb on furniture and TV sets.
 • Avoid placing or hanging items on the TV.
 • Never install the TV on:
 – slippery, unstable and/or uneven surfaces.
 – furniture that can easily be used as steps, such as a chest of drawers.
 • Install the TV where it cannot be pulled, pushed, or knocked over.
 • Do not allow children to play or climb on furniture and TV sets.
 • Avoid placing or hanging items on the TV.
 • Never install the TV on:
 – slippery, unstable and/or uneven surfaces.
 – furniture that can easily be used as steps, such as a chest of drawers.
 • Install the TV where it cannot be pulled, pushed, or knocked over.
 • Do not allow children to play or climb on furniture and TV sets.
 • Avoid placing or hanging items on the TV.
 • Never install the TV on:
 – slippery, unstable and/or uneven surfaces.
 – furniture that can easily be used as steps, such as a chest of drawers.
 • Install the TV where it cannot be pulled, pushed, or knocked over.
 • Do not allow children to play or climb on furniture and TV sets.
 • Avoid placing or hanging items on the TV.
 • Never install the TV on:
 – slippery, unstable and/or uneven surfaces.
 – furniture that can easily be used as steps, such as a chest of drawers.
 • Install the TV where it cannot be pulled, pushed, or knocked over.
 • Do not allow children to play or climb on furniture and TV sets.
 • Avoid placing or hanging items on the TV.
 • Never install the TV on:
 – slippery, unstable and/or uneven surfaces.
 – furniture that can easily be used as steps, such as a chest of drawers.
 • Install the TV where it cannot be pulled, pushed, or knocked over.
 • Do not allow children to play or climb on furniture and TV sets.
 • Avoid placing or hanging items on the TV.
 • Never install the TV on:
 – slippery, unstable and/or uneven surfaces.
 – furniture that can easily be used as steps, such as a chest of drawers.
 • Install the TV where it cannot be pulled, pushed, or knocked over.
 • Do not allow children to play or climb on furniture and TV sets.
 • Avoid placing or hanging items on the TV.
 • Never install the TV on:
 – slippery, unstable and/or uneven surfaces.
 – furniture that can easily be used as steps, such as a chest of drawers.
 • Install the TV where it cannot be pulled, pushed, or knocked over.
 • Do not allow children to play or climb on furniture and TV sets.
 • Avoid placing or hanging items on the TV.
 • Never install the TV on:
 – slippery, unstable and/or uneven surfaces.
 – furniture that can easily be used as steps, such as a chest of drawers.
 • Install the TV where it cannot be pulled, pushed, or knocked over.
 • Do not allow children to play or climb on furniture and TV sets.
 • Avoid placing or hanging items on the TV.

