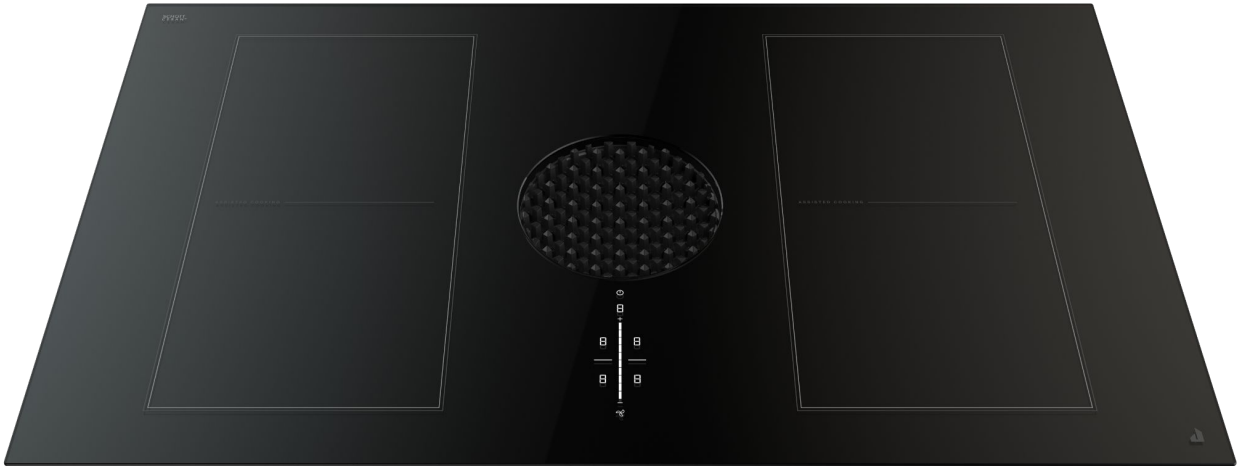


JennAir® 36" Induction Downdraft Cooktop

JIDT836SBL



Preliminary imagery

Key Features

Infinite Design Potential

The slim profile of this induction downdraft cooktop liberates your space from bulky hoods and cabinet constraints, making even floating islands a reality.

Luxury Exclusive Flex-Choice™ XL Zones

Achieve culinary excellence with Flex-Choice™ XL Zone. North American exclusive XL elements with Automatic Bridging and Assisted Cooking options deliver exceptional results every time.

Powerful and Effective Extraction

Clear the kitchen air of vapors and odors with unmatched extraction power that works 4x faster than steam can rise, ensuring a spotless, odor-free kitchen environment.

Quieter than a Hood

Operating as low as 42 dBA, this cooktop features efficient airflow technology and a precision-engineered low-noise fan with weight-balanced blades for silent yet powerful extraction.

Product Details

Dimensions (in)	36 5/16" W x7 7/8" H x 22 1/16" D	Automatic Pan Detection	Yes
Cutout Dimensions (in)	34 9/16" W x 21 5/32" D	Automatic Bridging	Yes
Fuel Type	Magnetic Induction	Recirculating & Vented	Yes
Elements/Burners	4	Extraction Power	345 CFM
Cooktop Specs	L Front 9 x 9", 3000W w/ Boost L Rear 9 x 9", 3000W w/ Boost R Front 9 x 9", 3000W w/ Boost R Rear 9 x 9", 3000W w/ Boost	Sound Level	42 dBA @ level 1
		True Flush Installation	Yes

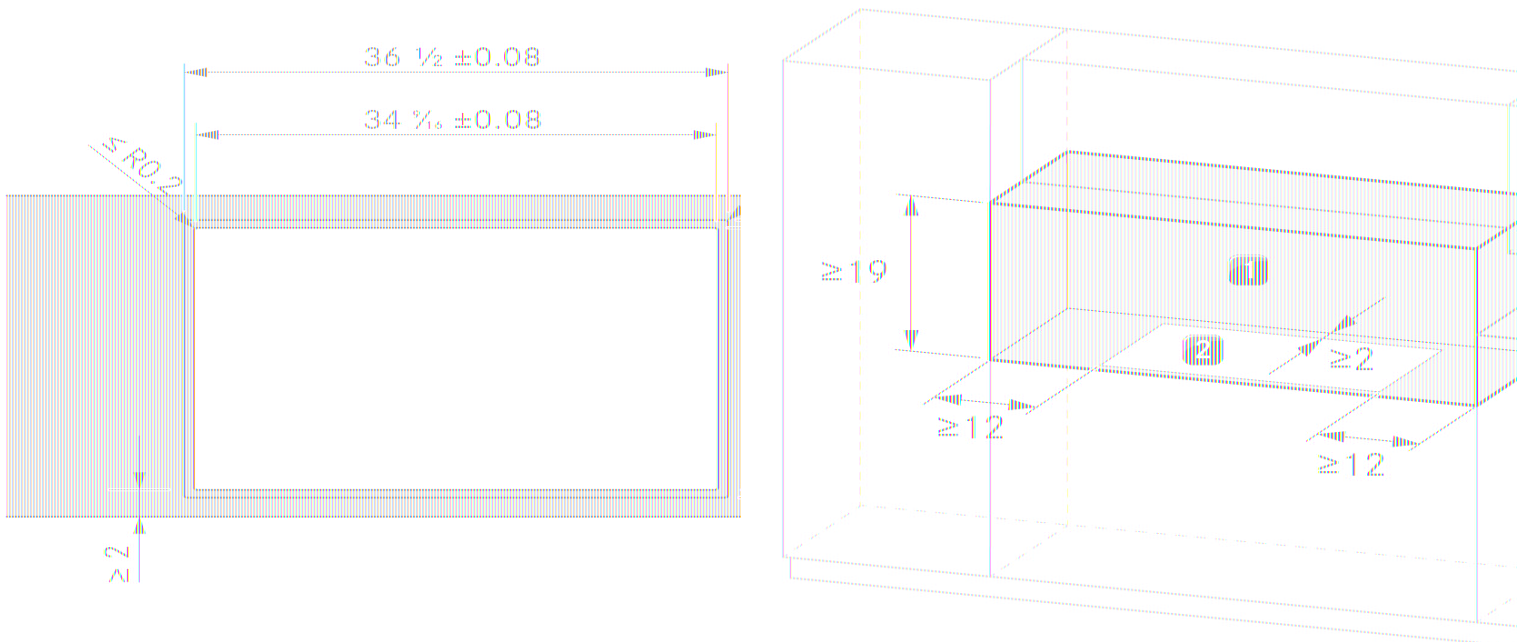
*Target Launch Details, Imagery & Preliminary Claims Subject to Change

Electrical Requirements

- A 3-wire or 4-wire, single phase, 120-/240-volt, 60 Hz AC-only electrical supply on a separate, 40-amp circuit breaker is required. If a fused system is used, fuse both sides of the line.
- The cooktop should be connected directly to the junction box through the flexible metal conduit. The flexible, armored cable extending from the fuse box or circuit breaker box should be connected directly to the junction box.
- Locate the junction box to allow as much slack as possible between the junction box and the cooktop so that the cooktop can be moved if servicing becomes necessary in the future.
- A UL listed CSA approved conduit connector must be provided at each end of the power supply cable (at the cooktop and at the junction box)

Cutout Dimensions (flush installation)

Dimensions listed are in inches



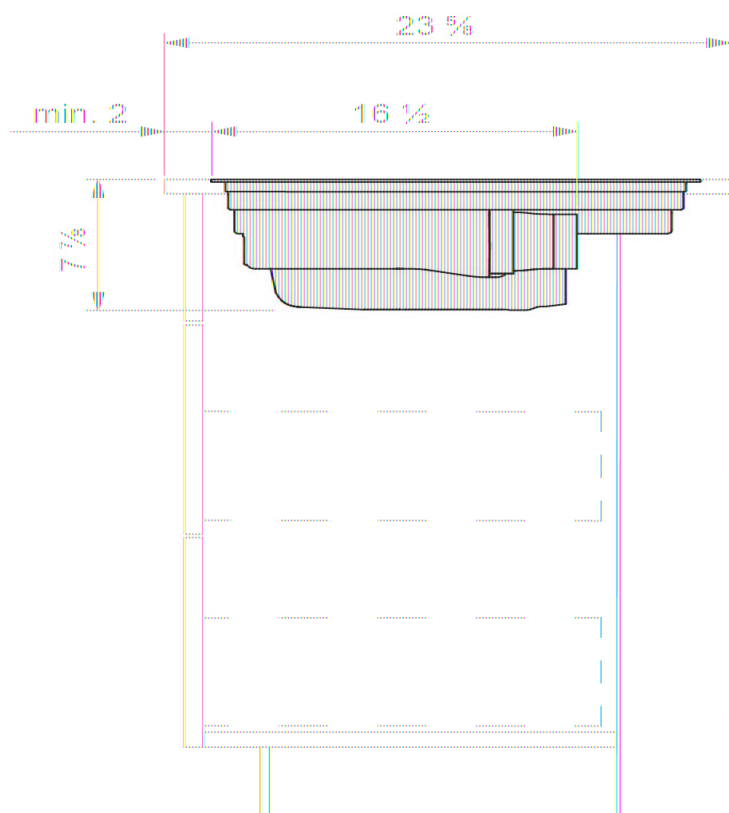
- [1] Required clearance
- [2] Worktop cut-out

JennAir® 36" Induction Downdraft Cooktop

JIDT836SBL

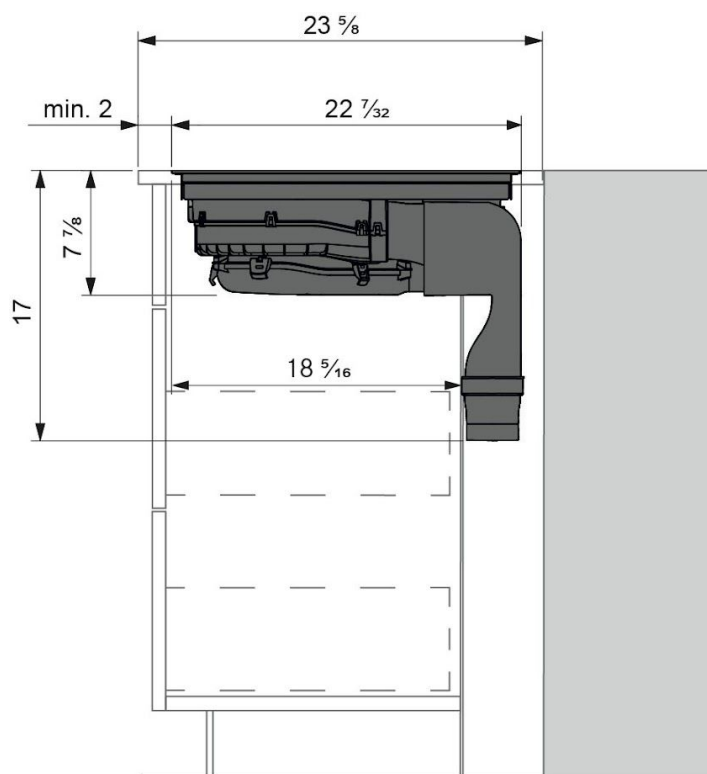


Ducted Extraction



Dimensions listed are in inches

Recirculating Extraction



Recirculating Kit Accessory: TBD
Recirculating Kit MSRP: TBD



*Target Launch Details, Imagery & Preliminary Claims Subject to Change

JennAir® 36" Induction Downdraft Cooktop

JIDT836SBL

Accessories