

## HR 1432-3 I

### 36" Induction Range

#### Features:

- DirectSelect – 7-segment display with rotary selector
- 5-zone induction cooktop including two PowerFlex zones and 1 round zone
- Rapid heating and even heat distribution – TwinPower
- Minimal cleaning effort – Pyrolytic cleaning
- Easy opening & closing, door with noise & vibration absorbers

#### Included:

- 1x Pyrofit (self clean ready) Wire Rack
- 1x Pyrofit (self clean ready) Telescopic Rack
- 1x PerfectClean Baking Tray

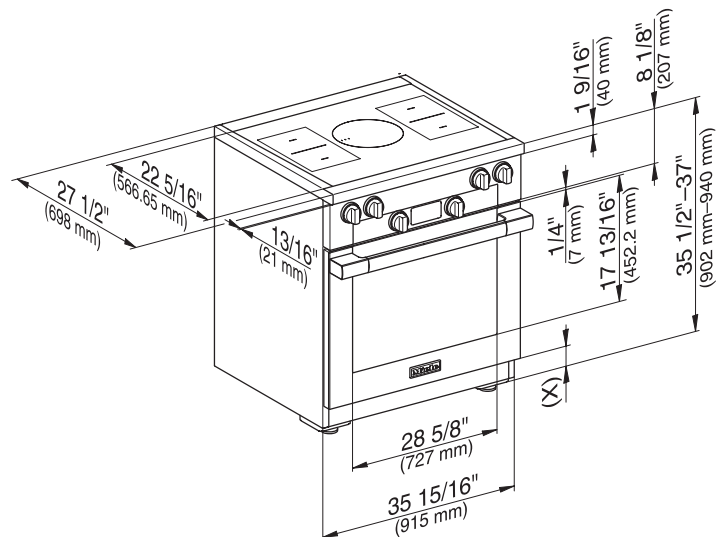


#### MATERIAL #

12535250

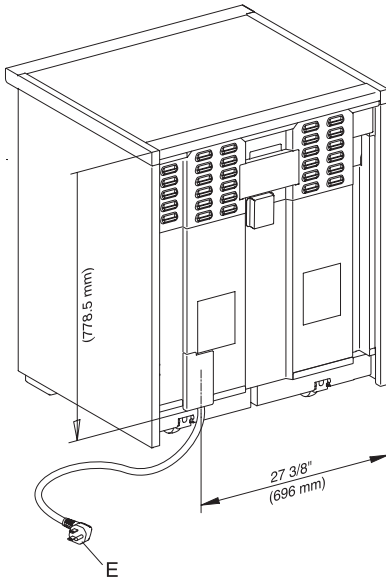
SPECIFICATIONS	
Overall Unit Dimensions	35 <sup>15</sup> / <sub>16</sub> " (913 mm) W x 35 <sup>1</sup> / <sub>2</sub> " – 37" (902 – 940 mm) H x 27 <sup>5</sup> / <sub>8</sub> " (702 mm) D [Depth to bullnose]
Niche	
Minimum Cabinet Niche Opening	36" (915 mm) W x 35 <sup>1</sup> / <sub>2</sub> " (902 mm) H
Electrical	
Electrical Requirements	120/208-240V, 60Hz, 50 Amps
Power Cord	NEMA 14-50 plug, 5 ft (1.52 m)
Shipping	
Shipping Weight	439 lbs (199 kg)

#### PRODUCT DIMENSIONS

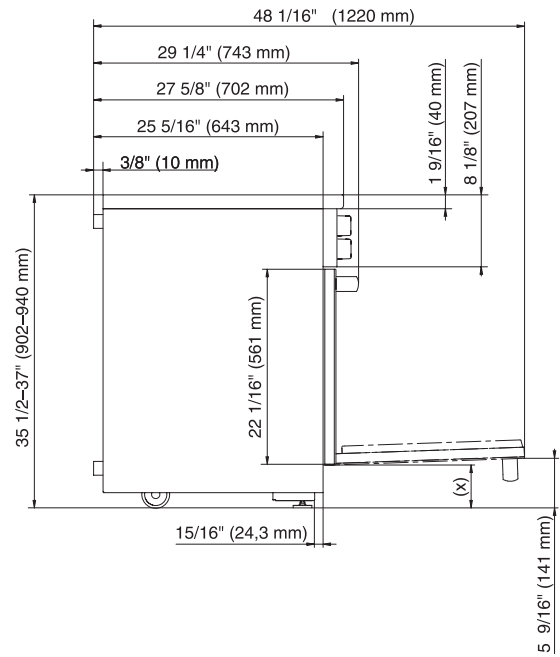


## ADDITIONAL PRODUCT DIMENSIONS

Rear View

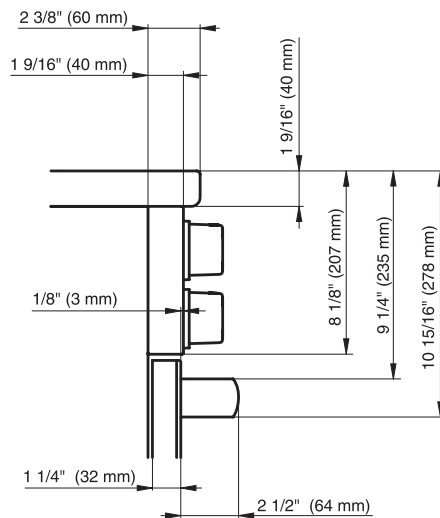


Side View






(x) = Toe-kick height adjustment 5" - 6 1/2" (127 mm - 165.1 mm)  
E = Electrical connection

## Bullnose Details



## NICHE DETAILS

### Cooking zone data

Size of pan base (min. to max.) <sup>1</sup>			Setting	Max. power at <sup>2</sup>	
round ∅	square □			208 V, 60 Hz	240 V, 60 Hz
Round cooking zone					
	7 1/16"–11" (18–28 cm)	—	Normal	2,400 W	2,600 W
			TwinBooster Level 1	2,750 W	3,000 W
			TwinBooster Level 2	3,350 W	3,700 W
PowerFlex cooking zones <sup>3</sup>					
	5 7/8"– 9 1/16" (15–23 cm)	5 7/8" x 5 7/8"– 9 1/16" x 7 1/2" (15 x 15 cm– 23 x 19 cm)	Normal	1,900 W	2,100 W
			TwinBooster Level 1	2,750 W	3,000 W
			TwinBooster Level 2	3,350 W	3,700 W
PowerFlex cooking areas					
	8 11/16"–9" (22–23 cm)	8 11/16" x 8 11/16"– 9 1/16" x 15 3/8" (22 x 22 cm– 23 x 39 cm)	Normal	3,100 W	3,400 W
			TwinBooster Level 1	4,350 W	4,800 W
			TwinBooster Level 2	6,700 W	7,400 W
			Total	9,900 W	11,200 W

<sup>1</sup> Cookware with any base diameter within the given range may be used.

<sup>2</sup> The power indicated may vary depending on the size and material of the cookware used.

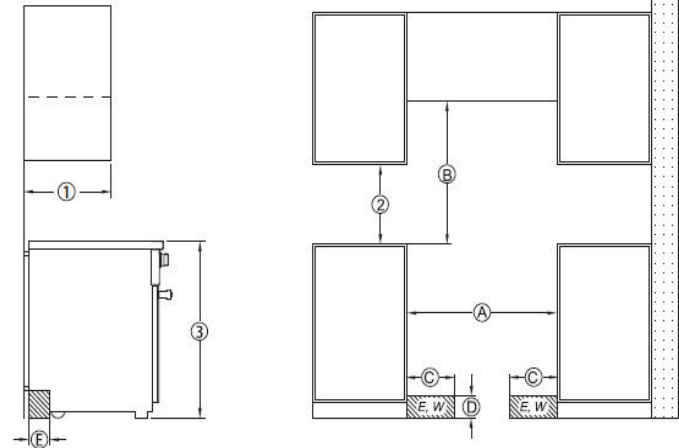
<sup>3</sup> The two rear PowerFlex cooking zones are electrically connected, as are the two front PowerFlex cooking zones. PowerFlex cooking zones between which there is an electrical connection cannot be operated at the same time with high power (e.g., TwinBooster).

## PAIRING WITH A HOOD FAN

Unlike all-gas and DF ranges, induction ranges do not necessitate installation of a range hood (DAR) above due to different heat transfer characteristics.

Miele HR 1432-3 I and HR 1632-3 I Induction Ranges can be paired with any other fan type 36" or wider.

### HR 1432-3 i, HR 1632-3 i



Ⓒ, Ⓓ, Ⓔ The shaded area represents the installation area for the connections:

E = Electrical connection,

W = Plumbed water connection (HR 1632-3 i only)

### HR 1432-3 i, HR 1632-3 i

Position	Dimension	Description	
①	13" (330 mm)	Maximum depth of wall cabinet	
②	18" (457 mm)	Minimum safety distance to bottom edge of wall cabinet	
③	35 1/2"–37" (901–940 mm)	Distance from floor to top of cooktop surface	
Ⓐ	min. 36" (915 mm)	Niche width	
Ⓑ	min. 36" (915 mm)	Minimum safety distance between the top of the cooktop surface and the bottom of an unprotected combustible surface.	
	30" (762 mm)	Minimum safety distance to a protected combustible surface or when a Miele ventilation hood is installed.	
	For all other ventilation hoods please consult the manufacturer's specifications for required distances.		
Ⓒ	approx. 13 1/16" (332.5 mm)	Maximum connection width right and left	Position of the wall socket
Ⓓ	approx. 4 1/2" (115 mm)	Maximum connection height	
Ⓔ	approx. 2 13/16" (72 mm)	Maximum connection depth	

Please observe a minimum safety distance of at least 12" (305 mm) from combustible surfaces located behind the appliance. For zero clearance installation the Miele backguards will satisfy the required minimum safety distance from combustible surfaces. The Miele backguard is available in 12" (305 mm) or 20" (508 mm) heights.

## FEATURES AND ACCESSORIES

<b>Heating type</b>		<b>Appliance door</b>	
All electric	•	CleanGlass door	•
Cooktop	Induction	Door contact switch	•
<b>Construction type</b>		SoftClose oven door	•
Range	•	<b>Oven cavity</b>	
Appliance width in inches	36	Oven capacity in l	5.3 (150) ft <sup>3</sup> (l)
<b>Operating modes</b>		Number of oven shelf levels	6
Surround	•	Number of halogen lights	double
Maxi Broil	•	TwinPower Convection Fans	•
Convection Bake	•	<b>Efficiency and sustainability</b>	
Convection Roast	•	Rapid PreHeat	•
Convection Broil	•	<b>Cleaning convenience</b>	
Bake	•	Stainless steel front with partial CleanTouch Steel finish	•
<b>Design</b>		Self Clean oven	•
Colour	CleanTouch Steel	Unheated catalyzer	•
Oven display	EasyControl	Catalyzer	Unheated
<b>Convenience features – oven and speed oven</b>		Cooktop surface	Ceramic surface
Precise temperature regulation in °C	75-575°F	<b>Safety</b>	
<b>Cooktop features</b>		Appliance cooling system with touch-cool fronts	•
Heating type	Induction	Safety shut-off	•
Number of induction cooking zones	5 including 2 PowerFlex zones	System lock	•
Booster function	•	Door contact switch	•
TwinBooster	•	Door lock during SelfClean	•
Power level display	1 - 9	<b>Technical data</b>	
Keeping warm function	•	Appliance height in mm (min.)	35 1/2 (902)
Variable cooking zones	4	Dimensions in mm (depth) with bullnose	27 5/8 (702)
Residual heat indicator	•	Appliance height in mm (max.)	37 (940)
<b>User convenience</b>		Appliance width in mm	35 15/16 (913)
Metal knobs	•	Voltage in V	240
Safety shut-off	•	Fuse rating in A	50
Time-of-day display	•	Number of phases	2
Timer	•	<b>Accessories supplied</b>	
Programmable cooking duration	•	Self Clean ready wire rack	1
Individual settings	•	Self Clean ready wire rack with rail system	1
		Self Clean ready side racks	1