

HR 1136-3 G AG GD

36" Range

All Gas with DirectSelect, Twin convection fans and M Pro dual stacked burners



- Turn dial operation with display – DirectSelect
- Maximum variety – four powerful burners and a griddle
- Fast heating time and even heat distribution – TwinPower
- Easy clean-up – Self-cleaning and dishwasher-safe grates
- Easy opening & closing – noise and vibration absorbers

EAN: 4002516486626 / Material number: 11791500 /

Old Material Number: 25113681USA

General information	
Model number	HR 1136-3 G AG GD
Manufacturer material number	11791500
EAN number	4002516486626
Heating type	
All gas	•
Gas type	Natural gas
Design	
Range	•
Appliance width in inches	36
Oven display	DirectSelect
Appliance color	Clean Touch Steel
Operating modes	
Convection Bake	•
Convection Roast	•
Intensive Bake	•
Convection Roast	•
Broil	•
Bake	•
Cooktop features	
Number of gas burners	4
Number of TrueSimmer burners x power in BTU	1 x 8.00
Number of power burners x power in BTU	1 x 9.00
Number of high burners x power in BTU	2 x 19.50
True Simmer function	•
GasStop	•
Number of griddle surfaces	1 x 13.00
Width of griddle surface in in.(mm)	10 1/4 (258) in (mm)
Depth of griddle surface in in.(mm)	17 1/8 (434) in (mm)
User convenience	
Precision knobs	•
SoftClose oven door/ SoftOpen	•
Automatic switch-off	•
Time of day display	•
Minute minder	•
Programmable cooking time	•
Individual settings	•
Appliance door	
Door contact switch	•
Oven compartment	
Oven cavity volume in cu. ft. (l)	5.76 (163) ft³ (l)
Number of oven shelf levels	6
No. of halogen lamps	double
TwinPower hot air fans	•
Cleaning convenience	
Stainless-steel front with partial Clean Touch Steel finish	•
Oven with self-cleaning program	•
ComfortClean dishwasher-safe grates	•

HR 1136-3 G AG GD

36" Range

All Gas with DirectSelect, Twin convection fans and M Pro dual stacked burners

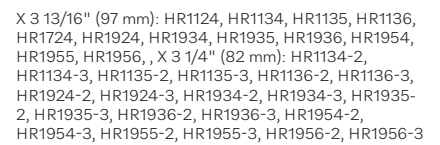

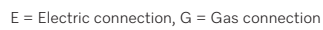


EAN: 4002516486626 / Material number: 11791500 /

Old Material Number: 25113681USA

Cooktop surface	Black enamel
CleanGlass door	•
<b>Safety</b>	
Appliance cooling system and cool touch front	•
Safety cut-out	•
System lock	•
Door contact switch	•
Door lock during self cleaning	•
<b>Technical data</b>	
Appliance height min in in.(mm)	37 1/8 (942)
Dimensions (depth) in in. (mm) with bullnose	27 3/4 (702)
Appliance height max in in.(mm)	38 5/8 (980)
Appliance width in in. (mm)	36 1/8 (915)
Power Rating in V	120
Fuse rating in A	15
Number of phases	1
<b>Standard accessories</b>	
Self Clean ready baking and roasting rack	1
Self clean ready baking and roasting racks with rail system	1
Side racks self clean ready	1

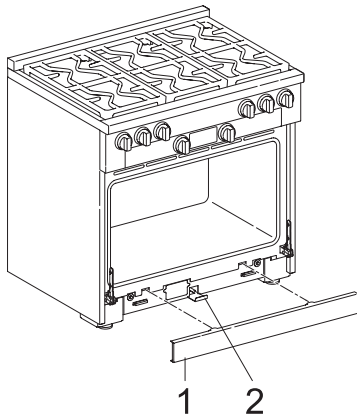
All Gas with DirectSelect, Twin convection fans and M Pro dual stacked burners



HR 1136-3 G AG GD

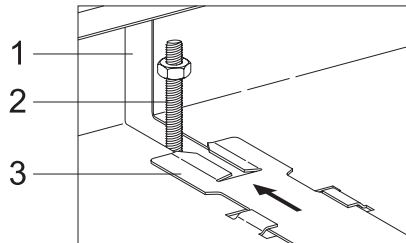
36" Range

All Gas with DirectSelect, Twin convection fans and M Pro dual stacked burners



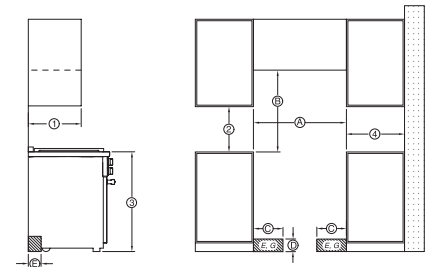
HR11xx, HR19xx, HR17xx – Installation drawing

1 Toe kick cover , 2 Locking clamp



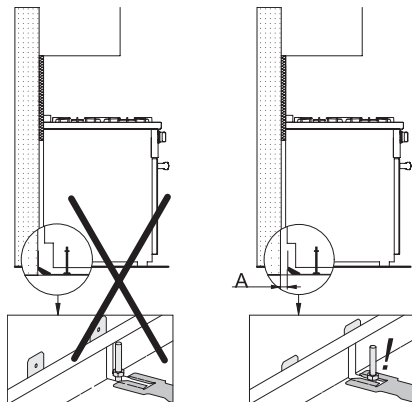
HR11xx, HR19xx, HR17xx – Installation drawing

1 Opening in the range housing , 2 Bolt of the anti-tip device , 3 Locking clamp with slot



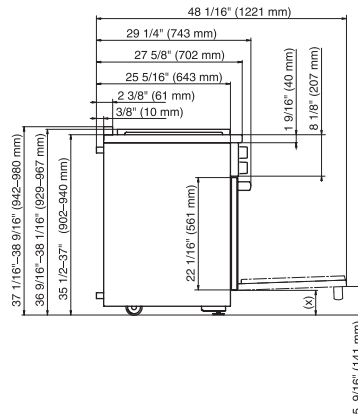
HR1124, HR1134, HR1135, HR1136HR1124-1, HR1134-1, HR1135-1, HR1136-1, HR1124-3, HR1134-3, HR1135-3, HR1136-3 - Installation drawing

② Maximum depth of top cabinet, ② Minimum distance to bottom edge of top cabinet, ② Distance from the floor to cooktop surface, ② Minimum distance to combustible surfaces, E = Electric connection, G = Gas connection, (A) Width of cabinet opening, (B) Minimum distance between the top of the cooking area and the bottom of an unprotected combustible surface., Minimum distance to a protected combustible surface or when a Miele Ventilation Hood is installed. For all other, Hoods please consult the manufacturer's specifications for required distances., (C) Maximum connection width right and left, (D) Maximum connection height, (E) Maximum connection depth



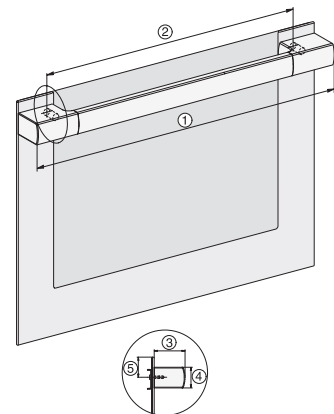
HR11xx, HR19xx, HR17xx – Installation drawing

A = Distance between the rear of the range to the supporting wall



HR1124-3, HR1134-3, HR1135-3, HR1136-3, HR1724-3, Side view, (\*Fußnote) installation drawing

(x) = Toe-kick height adjustment 5" – 6 1/2" (127 mm – 165.1 mm)



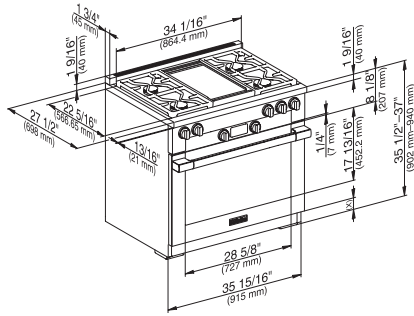
HR11xx-3, HR14xx-3, HR16xx-3i, HR17xx-3, HR19xx-3 installation drawings

30", ② 20 3/4" / 527,6 mm, ② 16 5/8" / 422,6 mm, ② 2 1/2" / 64 mm, ② 1 11/16" / 43 mm, ② 1 11/16" / 42,5 mm, ② 36", ② 28 9/16" / 725 mm, ② 22 5/8" / 575 mm, ② 2 1/2" / 64 mm, ② 1 11/16" / 43 mm, ② 1 11/16" / 42,5 mm

HR 1136-3 G AG GD

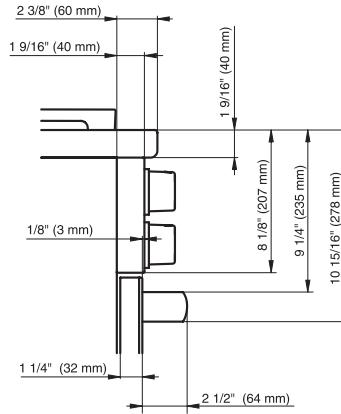
36" Range

All Gas with DirectSelect, Twin convection fans and M Pro dual stacked burners



HR1136-3 (installation drawing)

(x) = Toe-kick height adjustment 5" – 6 1/2" (127 mm – 165.1 mm)



HR1124-3, HR1134-3, HR1135-3, HR1136-3, HR1724-3 (installation drawing)