

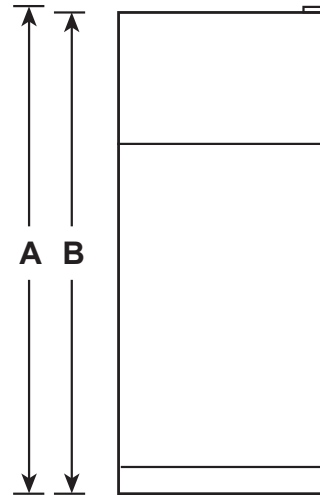
# GTE19JSN/JTN

## GE® ENERGY STAR® 19.1 Cu. Ft. Top-Freezer Refrigerator

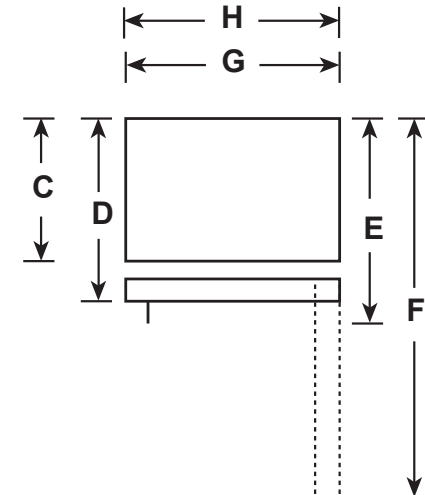
### DIMENSIONS AND INSTALLATION INFORMATION (IN INCHES)

OVERALL DIMENSIONS	Height to top of hinge (in.) <b>A</b>	66-3/8
	Height to top of case (in.) <b>B</b>	65-7/8
	Case depth without door (in.) <b>C</b>	28-3/8
	Case depth less door handle (in.) <b>D</b>	32-1/8
	Case depth with door handle (in.) <b>E</b>	34-1/2
	Depth with fresh food door open 90° (in.) <b>F</b>	60-1/2
	Width (in.) <b>G</b>	29-3/4
	Width with door open 90° with door handle (in.) <b>H</b>	32-3/8
AIR CLEARANCES	Each side (in.)	1/8
	Top (in.)	1
	Back (in.)	2

FRONT VIEW



TOP VIEW



For answers to your Monogram, GE Café™ Series, GE Profile™ Series or GE Appliances product questions, visit our website at [geappliances.com](http://geappliances.com) or call GE Answer Center® Service, 800.626.2000.



# GTE19JSN/JTN

## GE® ENERGY STAR® 19.1 Cu. Ft. Top-Freezer Refrigerator

### FEATURES AND BENEFITS

Premium inner door – Enjoy greater flexibility and organizational options with modular bins right on the door

LED lighting – Find all your favorite foods under natural-looking light

Edge-to-edge glass shelves – Enjoy a polished look and easy-access cleaning with edge-to-edge shelves that extend the full width of the refrigerator

Sliding deli drawer – Enjoy greater flexibility in your fridge and easily create more space for tall items with an innovative drawer that can be positioned wherever you prefer

Adjustable wire freezer shelf – Easily adjusts between two positions to accommodate items of all shapes and sizes

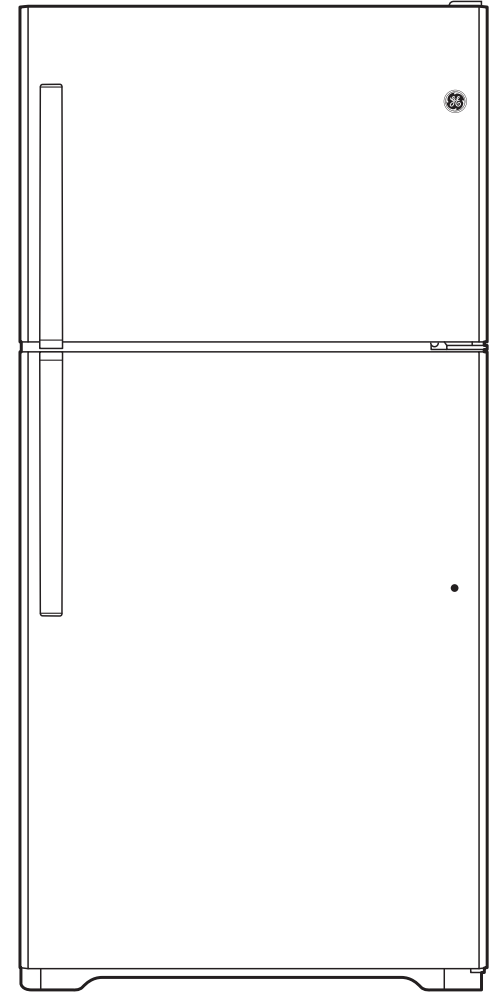
ADA-compliant – Designed for easy operation and access

Upfront temperature controls – Easy-to-use controls regulate both fresh food and freezer sections

Model GTE19JSNSS – Stainless steel

Model GTE19JTNBB – Black

Model GTE19JTNWW – White



As an ENERGY STAR® partner, GE has determined that this product meets the ENERGY STAR guidelines for energy efficiency.