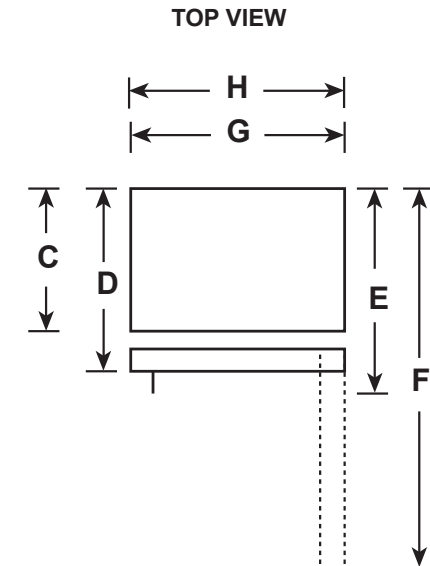
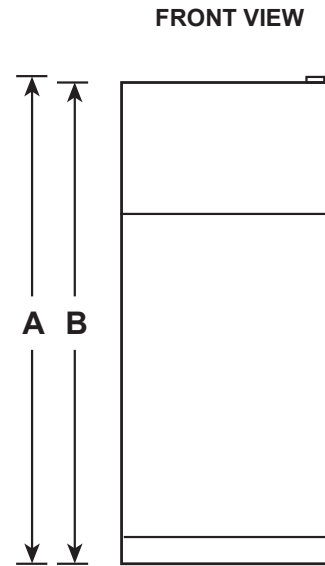


GTE16GTN


GE® ENERGY STAR® 15.6 Cu. Ft. Top-Freezer Refrigerator

DIMENSIONS AND INSTALLATION INFORMATION (IN INCHES)

OVERALL DIMENSIONS	Height to top of hinge (in.) A	61-3/4
	Height to top of case (in.) B	61-1/4
	Case depth without door (in.) C	26-3/4
	Case depth less door handle (in.) D	30-1/2
	Case depth with door handle (in.) E	32-5/8
	Depth with fresh food door open 90° (in.) F	57
	Width (in.) G	28
	Width with door open 90° with door handle (in.) H	30-5/8
AIR CLEARANCES	Each side (in.)	3/4
	Top (in.)	1
	Back (in.)	1



For answers to your Monogram, GE Café™ Series, GE Profile™ Series or GE Appliances product questions, visit our website at geappliances.com or call GE Answer Center® Service, 800.626.2000.



GTE16GTN

GE® ENERGY STAR® 15.6 Cu. Ft. Top-Freezer Refrigerator

FEATURES AND BENEFITS

#1 in Quality and Dependability – Among 14-18 cu. ft. refrigerators based on an independent study of property maintenance personnel.

Source: The Stevenson Company, 2016—Market research company with over 20 years of experience in the appliance industry

LED lighting – Find all your favorite foods under natural-looking light

Sliding deli drawer – Enjoy greater flexibility in your fridge and easily create more space for tall items with an innovative drawer that can be positioned wherever you prefer


Edge-to-edge glass shelves – Enjoy a polished look and easy-access cleaning with edge-to-edge shelves that extend the full width of the refrigerator

Adjustable wire freezer shelf – Easily adjusts between two positions to accommodate items of all shapes and sizes

Upfront temperature controls – Easy-to-use controls regulate both fresh food and freezer sections

Model GTE16GTNLWW – White

Model GTE16GTNRWW – White



As an ENERGY STAR® partner, GE has determined that this product meets the ENERGY STAR guidelines for energy efficiency.