



30" Front Control Gas Range with Quick Boil

Gas Range

Available Products: FCFG3062AB, FCFG3062AS, FCFG3062AW

Available Colors: Black, Stainless Steel, White

Version: 11/22

Product Specifications

Cooktop

Cooking Surface Type	Gas
Grate Material	Cast Iron
Grate Quantity	3
Grate Style	Continuous
Sealed Burners	Yes

Cooking Controls

Bake	Yes
Broil	Yes
Child Lock	Yes
Clock	Yes
Cook Time	Yes
Delay Start	Yes
Keep Warm	Yes
Kitchen Timer	Yes
Off	Yes
Oven Light	Yes
Preheat	Yes
Start	Yes
Steam Clean	Yes
Temperature Display	Yes
Timer On / Off	Yes
Up / Down Arrow	Yes

Oven

Bake Element	17,000 BTU
Broil Element	1,400 Watts
Cleaning System	Yes
Number of Rack Positions	6
Oven Interior Color	Midnight Black
Oven Light Quantity	1
Oven Light Type	Halogen
Oven Light Watts	40 Watts
Rack Position Type	Embossed
Rack Type 1	Flat
Rack Type 1 Quantity	2

Display

Control Location	Front
Display Interface Color	White
Display Type	Capacitive Touch

Cooktop Performance

Right Front Element Burner	18,000 BTU
Right Rear Element Burner	5,000 BTU
Left Front Element Burner	14,000 BTU
Left Rear Element Burner	10,000 BTU
Center Rear Element Burner	10,000 BTU

Cooking Controls Function

Change between Continuous Bake Setting or 12-Hour Energy Saving Feature	Yes
Delayed Bake	Yes
Program Fahrenheit or Celsius	Yes
Silent Control Panel	Yes

Drawer

Drawer Type	Storage
-------------	---------

Dimensions and Volume

Minimum Height	35 5/8"
Maximum Height	36 3/8"
Width	30"
Depth	26"
Depth With Door 90° Open	47 1/4"
Depth With Handle	28 1/2"
Oven Interior Height	17 5/8"
Oven Interior Width	25 3/16"
Oven Interior Depth	19 7/8"
Oven Capacity	5.1 Cu. Ft.

Installation

Adjustable Leveling Legs	Yes
--------------------------	-----

Safety Certifications and Approvals

CSA Listed	Yes
------------	-----

30" Front Control Gas Range with Quick Boil

Gas Range

Available Products: FCFG3062AB, FCFG3062AS,

Available Colors: Black, Stainless Steel, White

FCFG3062AW

Version: 11/22

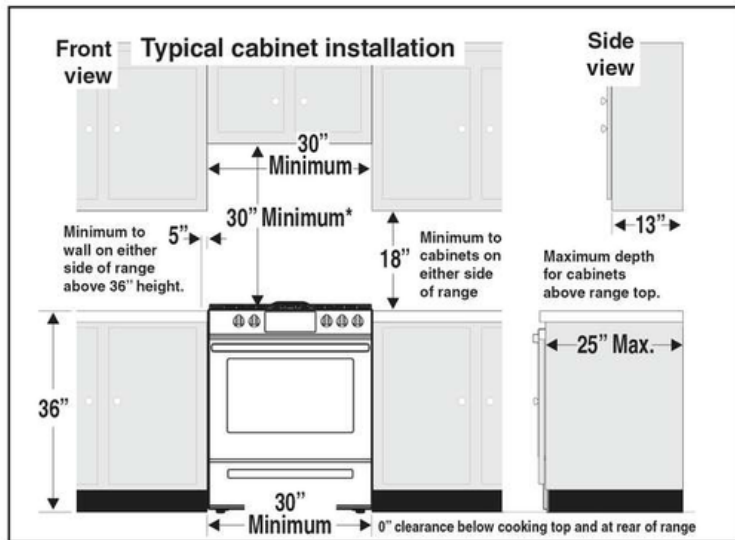
Electrical Specifications

Amps @ 120 Volts	20 Amps
Voltage Rating	120 V

General Specifications

Prop 65 Label	Yes
Warranty - Labor	1 Year
Warranty - Parts	1 Year

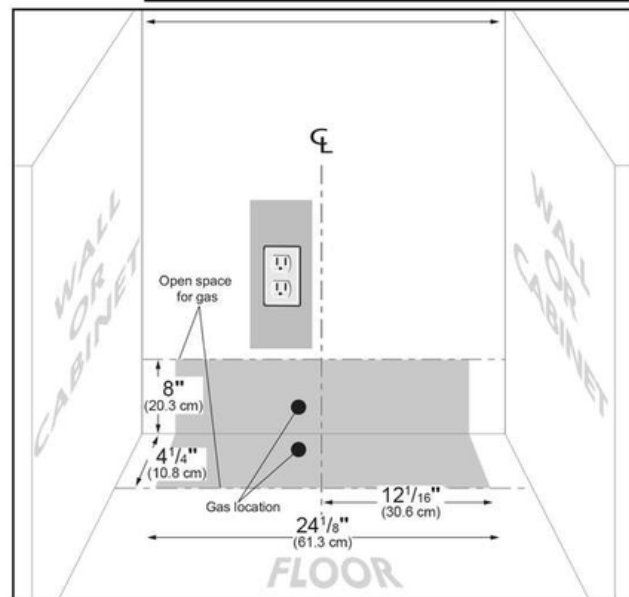
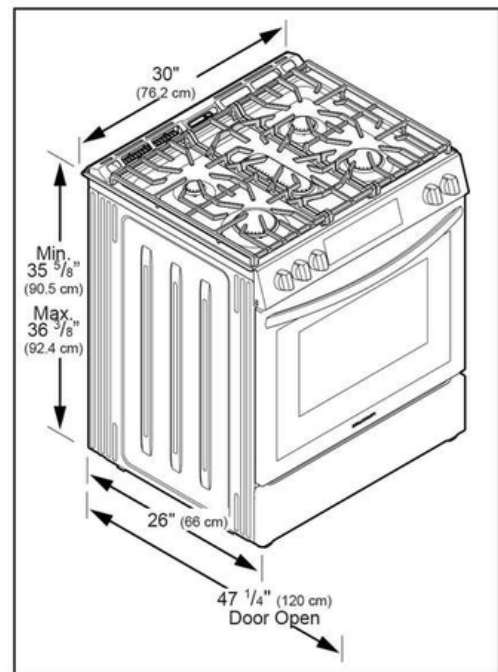
Installation Diagram



*30" (762 mm) MINIMUM CLEARANCE BETWEEN THE TOP OF THE COOKING SURFACE AND THE BOTTOM OF AN UNPROTECTED WOOD OR METAL CABINET; OR 24" (610 mm) MINIMUM WHEN BOTTOM OF WOOD OR METAL CABINET IS PROTECTED BY NOT LESS THAN 1/4" (6 mm) FLAME RETARDANT MILLBOARD COVERED WITH NOT LESS THAN NO. 28 MSG SHEET STEEL, 0.015" (0.4 mm) STAINLESS STEEL, 0.024" (0.6 mm) ALUMINUM OR 0.020" (0.5 mm) COPPER. 0" (0 mm) CLEARANCE IS THE MINIMUM FOR THE REAR OF THE RANGE. FOLLOW ALL DIMENSION REQUIREMENTS PROVIDED ABOVE TO PREVENT PROPERTY DAMAGE, POTENTIAL FIRE HAZARD, AND INCORRECT COUNTERTOP AND CABINET CUTS.

TO ELIMINATE THE RISK OF BURNS OR FIRE BY REACHING OVER HEATED SURFACE UNITS, CABINET STORAGE SPACE LOCATED ABOVE THE SURFACE UNITS SHOULD BE AVOIDED. IF CABINET STORAGE IS TO BE PROVIDED, THE RISK CAN BE REDUCED BY INSTALLING A RANGE HOOD THAT PROJECTS HORIZONTALLY A MINIMUM OF 5" (127 mm) BEYOND THE BOTTOM OF THE CABINETS.

⚠ WARNING DO NOT MAKE ANY ATTEMPT TO OPERATE THE ELECTRIC IGNITION OVEN DURING AN ELECTRICAL POWER FAILURE. RESET ALL OVEN CONTROLS TO OFF IN THE EVENT OF A POWER FAILURE. The electric ignitor will automatically re-ignite the oven burner when power resumes if the oven thermostat control was left in the ON position.



When an electrical power failure occurs during use, the surface burners will continue to operate. During a power outage, the surface burners can be lit with a match. Hold a lighted match to the burner, then slowly turn the knob to the Lite position. Use extreme caution when lighting burners this way.