

DEU2450W/ADA



## FEATURES

Fully customizable exterior—accepts custom panels for an integrated look within cabinetry or stainless-steel accessory panels and handles to coordinate with other Sub-Zero, Wolf, and Cove appliances

Seamlessly integrating anywhere, undercounter wine storage adds comfort to your master suite, creates a corner for libations in the study—the options are endless

ADA height compatible, offering additional handleless-design flexibility

42-bottle capacity

Intuitive, on-door touch control panel offers ergonomic, convenient access to settings

Precision temperature control to within one degree of setpoint preserves wine at its optimal temperature

Full-extension wine racks provide easy access to standard-size bottles, half bottles, and magnums without agitating others

UV-resistant glass door shields wine from harmful light

Soft-on LED lighting fully illuminates the interior when the door is open and can be adjusted to four unique stand-by accent lighting settings

Inventory tile system aids collection organization

Use our convenient Owner's App to remotely control temperature zones, be notified of a door left ajar, or receive remote diagnostics

## ACCESSORIES

Custom Panel Lock Kit

Dual Install Kit - Handle-to-Handle

Pro Handle

Stainless Steel Dual Kickplate - 48"

Tubular Handle

Wine Inventory Tiles

Wine Inventory Tiles - Writable

ADA Height Stainless Steel Glass Door Panels

Accessories are available through an authorized dealer.  
For local dealer information, visit [subzero-wolf.com/locator](https://subzero-wolf.com/locator).



## HANDLE ACCESSORIES

PRO



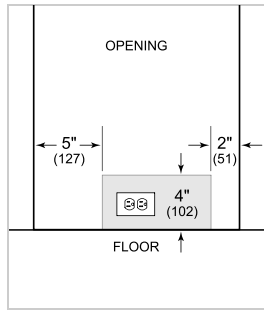
TUBULAR



**PRODUCT SPECIFICATIONS**

Model	DEU2450W/ADA
Dimensions	24"W x 32 1/2"H x 23 1/8"D
Door Clearance	26 1/2"
Weight	160 lbs
Electrical Supply	115 VAC, 60 Hz
Electrical Service	15 amp dedicated circuit
Wine Storage Capacity	42 Bottles

**ELECTRICAL**

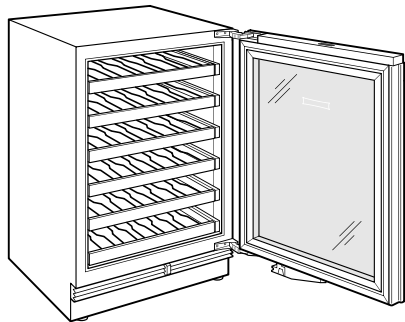


**NOTE:** The electrical outlet must be positioned with the grounding prong to the right of the thinner blades.

**PANEL SPECIFICATIONS** For complete panels specifications including width/height, weight requirements and thickness requirements visit [subzero-wolf.com/reveal](http://subzero-wolf.com/reveal).

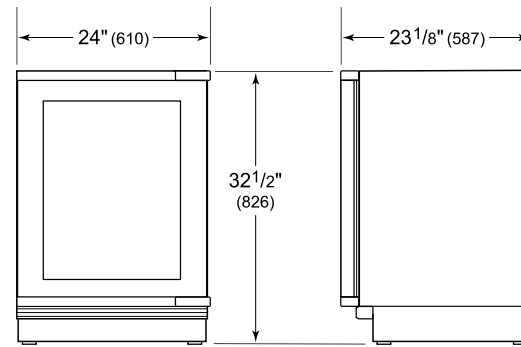
**NOTE:** Dimensions in parenthesis are in millimeters unless otherwise specified

**INTERIOR VIEW**

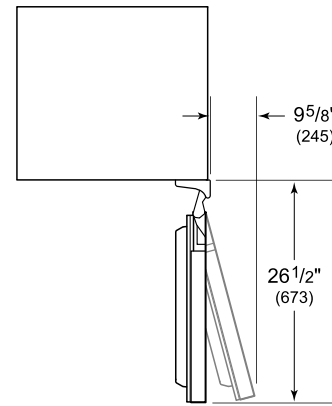


This illustration is intended for interior reference only and may not represent the exterior of the model being specified.

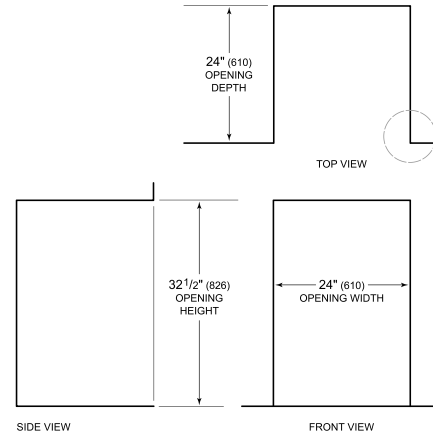
**DIMENSIONS**



HEIGHT DIMENSIONS ± 1/2" (13)



**STANDARD INSTALLATION**



**NOTE:** 3/2" (89) finished returns will be visible and should be finished to match cabinetry.

