

**24" 2.5 cu.ft. Built-In Single Electric Wall Oven, True Convection, Stainless Steel****BWOS24110SS****Key Features & Benefits****True European Convection**

True European Convection utilizes a dedicated heating element around the rear fan to circulate warm air evenly and consistently throughout the oven, allowing you to cook multiple dishes at once on different racks.

Electronic Timer

The Electronic Timers display the current time and lets you preset cooking duration, specifying start and end time, for precise meal preparation.

Large Oven Capacity

With its spacious Large Oven Capacity, you'll have plenty of room to prepare all your dishes for family meals with ease.

Sabbath Mode

Sabbath Mode allows you to use your wall oven in accordance with your religious beliefs and practices, offering both convenience and peace of mind during the Sabbath.

GENERAL PROPERTIES

Size	24"
Finish	Stainless Steel
Type	Built-In
Control Type	Electronic Touch Controls
Control Lock	Yes
Convection	True European Convection
Door Cooling System	3-Pane Heat Resistant Glass

FEATURES

Oven Capacity	2.5 cu.ft.
Self Clean	Yes
Sabbath Mode	No
Booster	No
Interior Light	1 Light
Oven Enamel Colour	Black
# of Oven Rack Positions	5
# of Oven Racks	2
Telescopic Rack	No
Temperature Probe	No

FUNCTIONS

Bake	Yes
Broil	Yes
Roast	No
Convection Bake	Yes
Convection Broil	Yes
Convection Roast	Yes
Bread Proof	No
Pizza	No
Keep Warm	No
Defrost	Yes

DIMENSIONS

Product Dimensions (H x W x D)	23 27/64" x 23 3/8" x 22 24/64"
Depth Including Handles	24 3/8"
Depth Without Handles	22 24/64"
Required Cutout Size – Standard (H x W x D)	23 15/64" x 22 3/64" x 21 21/32"
Required Cutout Size – Flush (H x W x D)	23 35/64" x 23 5/8" x 22 7/16"
Product Weight	80.68 lbs.

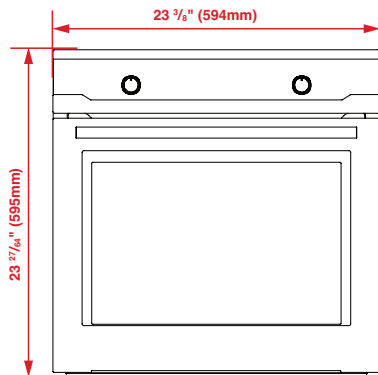
TECHNICAL DETAILS

Volts	120-240 V
Frequency	60 Hz
Power Cord Type	Direct Wire into 'J' Box
Power Cord Length	4 ft.
Total Power	2.5 kW

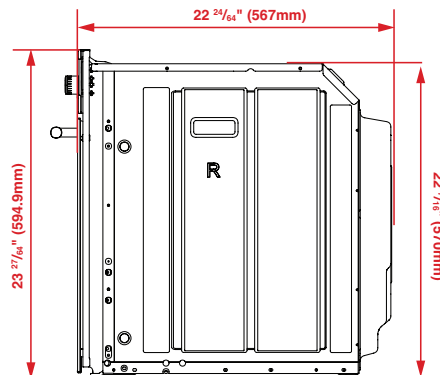
**24" 2.5 cu.ft. Built-In Single Electric Wall Oven, True Convection, Stainless Steel****BWOS24110SS**

Dimensions and Installation

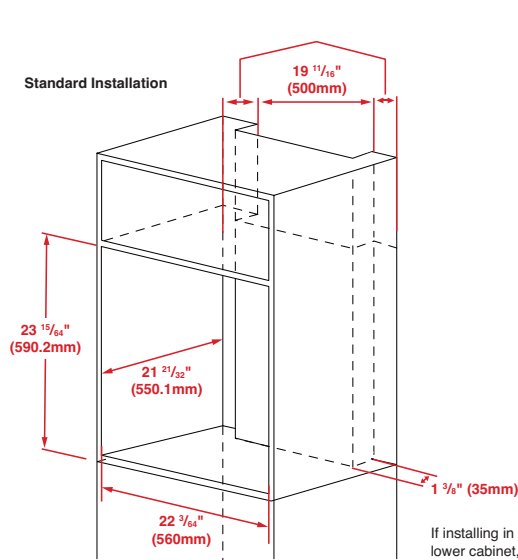
Front



Side

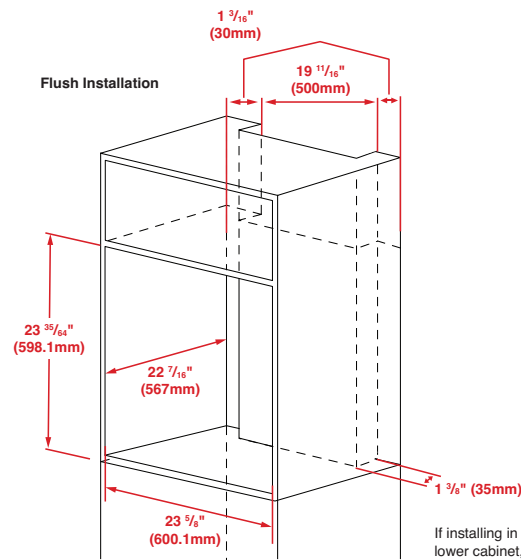


Standard Installation



If installing in lower cabinet, leave 4" (102mm) min clearance below.

Flush Installation



If installing in lower cabinet, leave 4" (102mm) min clearance below.

1 YEAR	2 YEARS
FULL WARRANTY	PARTS WARRANTY

NOTE TO THE INSTALLER: All height, width and depth dimensions are shown in inches (as well as metric). Beko Canada Inc. and Beko US Inc., reserves the absolute and unrestricted right to change product materials and specifications, at any time, without notice. Please visit our website (Canada) www.blombergappliances.ca / (USA) www.blombergappliances.com or call (Canada) 855-643-2356 / (USA) 888-352-2356 to verify the latest specifications with final dimensional data and other details prior to installation and making a cutout. Applicable product limited warranty information may be found in accompanying product materials or you may contact your account manager for further details. Proper installation is the responsibility of the installer. Product failure due to improper installation is not covered under the Limited Warranty.

Canada: 855-643-2356 | www.blombergappliances.ca
USA: 888-352-2356 | www.blombergappliances.com